

“Proud to be Sri Lankan”

Government’s Vaccination Progress

Sri Lanka has vaccinated,

7.2 Million of the total population

with at least 1 dose.

This is **48.5%** of the above 30 population.

As at 18th July 2021,

Dose	Administered	% above 30 Years	% from Total Population
1 st Dose	5,576,738	48.51%	27.39%
2 nd Dose	1,670,245	14.53%	8.20%
Total	7,246,983		

Sri Lanka aims to fully vaccinate the total population of 30+ year olds by **September 2021**.

#srilankatourism



"ශ්‍රී ලාංකිකයෙකු වීම ගැන ආඩම්බර වෙමි" රජයේ එන්නත්කරණ වැඩසටහනේ ප්‍රගතිය

ශ්‍රී ලංකාවේ සමස්ත ජනගහණයෙන් **මිලියන 7.2** කට එක් එන්නත් මාත්‍රාවක් හෝ ලබා දී තිබේ.
මෙය අප රටේ වයස අවුරුදු 30 ට වැඩි ජනගහණයෙන් **48.5%** කි.

2021 ජූලි 18 දින වන විට

මාත්‍රාව	සංඛ්‍යාව	අවු 30 ට වැඩි %	සමස්ත ජනගහනයෙන් %
1 මාත්‍රාව	5,576,738	48.51%	27.39%
2 මාත්‍රාව	1,670,245	14.53%	8.20%
එකතුව	7,246,983		

2021 සැප්තැම්බර් වන විට
අවුරුදු 30 ට වැඩි ජනගහණය
සම්පූර්ණයෙන් එන්නත්කරණය
කිරීම ශ්‍රී ලංකාවේ ඉලක්කයයි.

#srilankatourism



“Proud to be Sri Lankan”

Government's Vaccination Progress

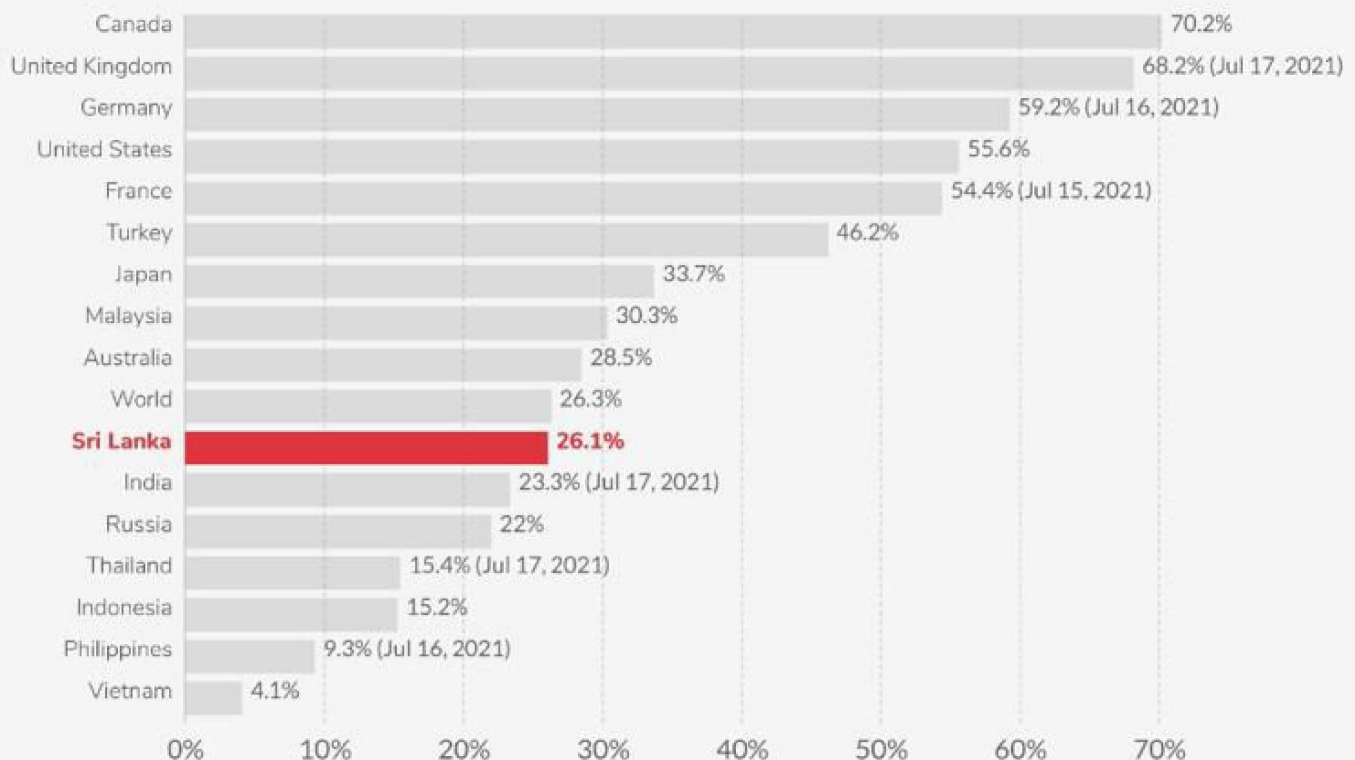
Sri Lanka is making great progress in vaccinating its population.

Tourism industry including hotels and tourism service providers are also being vaccinated.

Share of people who received at least one dose of COVID-19 vaccine

Share of the total population that received at least one vaccine dose. This may not equal the share that are fully vaccinated if the vaccine requires two doses. This data is only available for countries which report the breakdown of doses administered by first and second doses.

Our World
in Data



Source: Official data collated by Our World in Data – Last updated 19 July 2021, 08:00 (London time)

OurWorldInData.org/coronavirus • CC BY

#srilankatourism

“Proud to be Sri Lankan”

Government's Vaccination Progress

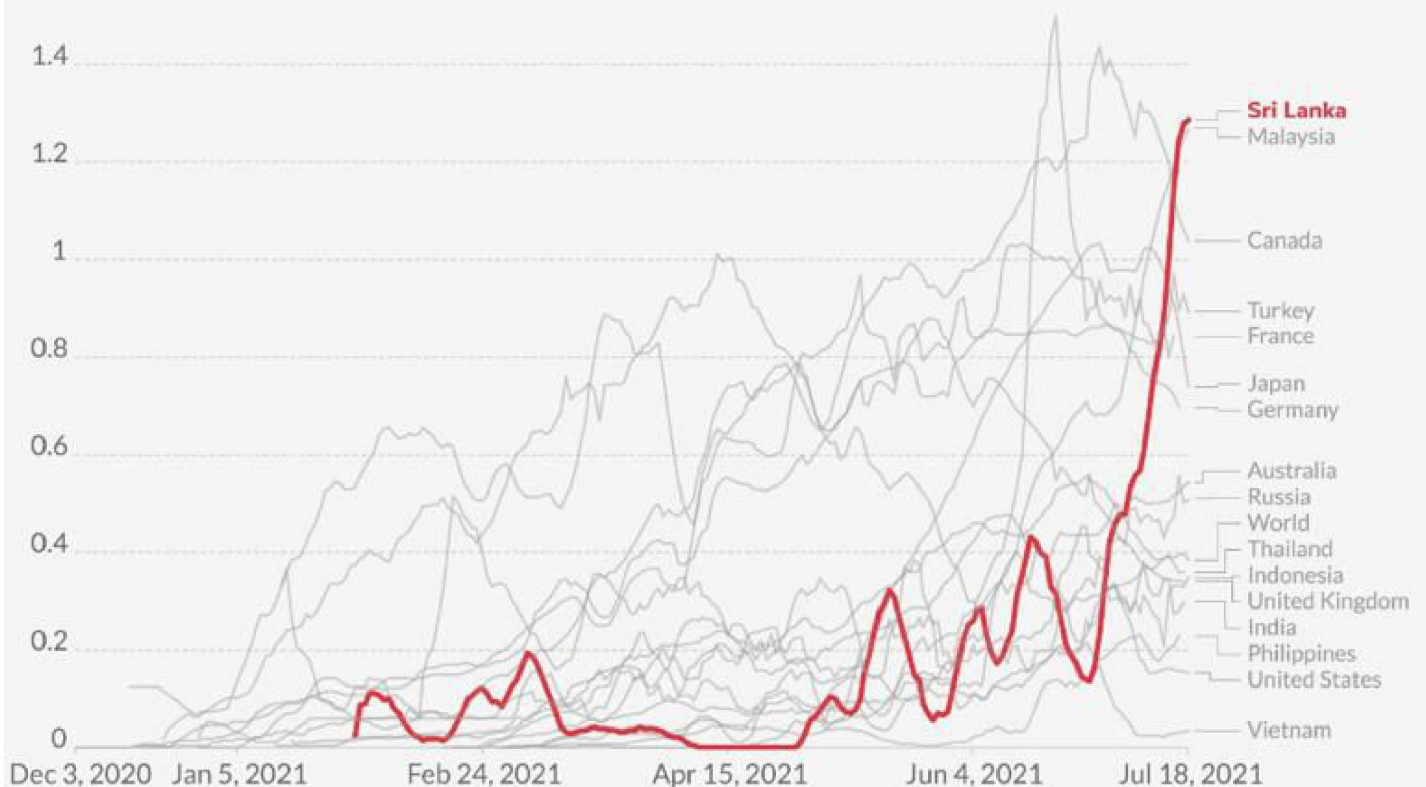
Sri Lanka's vaccination program is one of the aggressive vaccination drives as per ourworldindata.org.

Sri Lanka is making amazing progress with the national vaccination drive.

Daily COVID-19 vaccine doses administered per 100 people

Shown is the rolling 7-day average per 100 people in the total population. For vaccines that require multiple doses, each individual dose is counted.

Our World
in Data



Source: Official data collated by Our World in Data - Last updated 19 July 2021, 08:00 (London time)

OurWorldInData.org/coronavirus • CC BY

#srilankatourism

"Proud to be Sri Lankan"

Government's Vaccination Progress

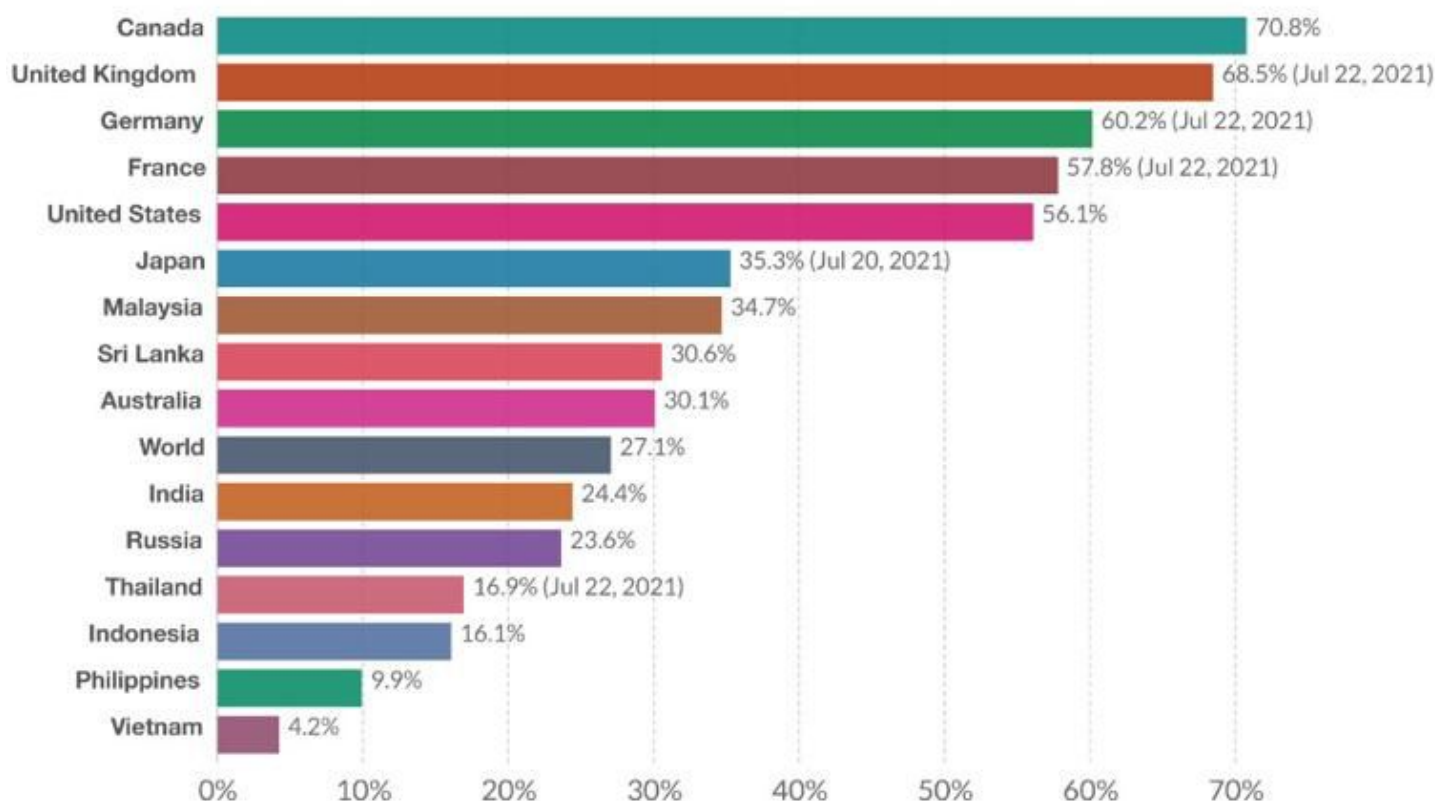
Sri Lanka surpassed Australia and World Average in Vaccination drive.

Amazing progress made by Sri Lanka in vaccinating the population.

Share of people who received at least one dose of COVID-19 vaccine

Share of the total population that received at least one vaccine dose. This may not equal the share that are fully vaccinated if the vaccine requires two doses. This data is only available for countries which report the breakdown of doses administered by first and second doses.

Our World
in Data



Source: Official data collated by Our World in Data – Last updated 24 July 2021, 08:10 (London time)

OurWorldInData.org/coronavirus • CC BY

#srilankatourism