

OCTOBER

WEEKLY TOURIST ARRIVALS





SUMMARY REPORT

Tourist arrivals from 01st to 09th October 2025

	2018	2024	2025		
Month	Number of tourists	Number of tourists	Number of tourists	Percentage change (25/24)	Percentage change (25/18)
January	238,924	208,253	252,761	21.4	5.8
February	235,618	218,350	240,217	10.0	1.9
March	233,382	209,181	229,298	9.62	(1.7)
April	180,429	148,867	174,608	17.3	(3.2)
May	129,466	112,128	132,919	18.5	2.7
June	146,828	113,470	138,241	21.8	(5.8)
July	217,829	187,810	200,244	6.6	(8.0)
August	200,359	164,609	198,235	20.4	(1.1)
September	149,087	122,140	158,971	30.2	6.6
October	153,123	135,907	46,868		
November	195,582	184,158			
December	253,169	248,592			
TOTAL	2,333,796	2,053,465	1,772,362		



Tourist arrivals
01st to 09th October 2025

46,868



Daily tourist arrivals, 01st to 09th October 2025




O
C
T
O
B
E
R

1 st 6,751	8 th 4,216	15 th	22 nd	29 th
2 nd 6,021	9 th 4,177	16 th	23 rd	30 th
3 rd 6,146	10 th	17 th	24 th	31 st
4 th 5,803	11 th	18 th	25 th	
5 th 4,847	12 th	19 th	26 th	
6 th 4,478	13 th	20 th	27 th	
7 th 4,429	14 th	21 st	28 th	

Total

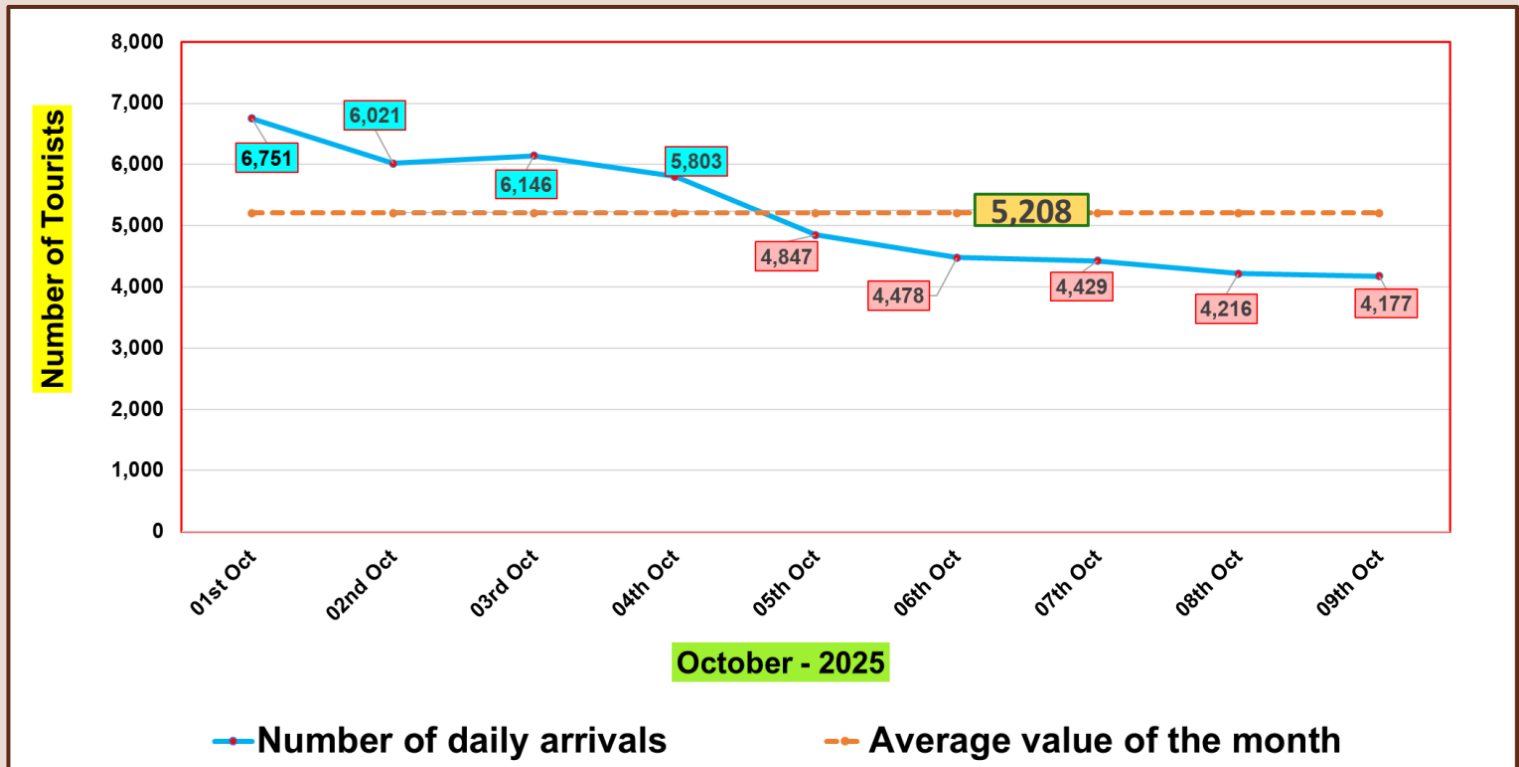
1st to 7th
38,475

8th to 9th
8,393

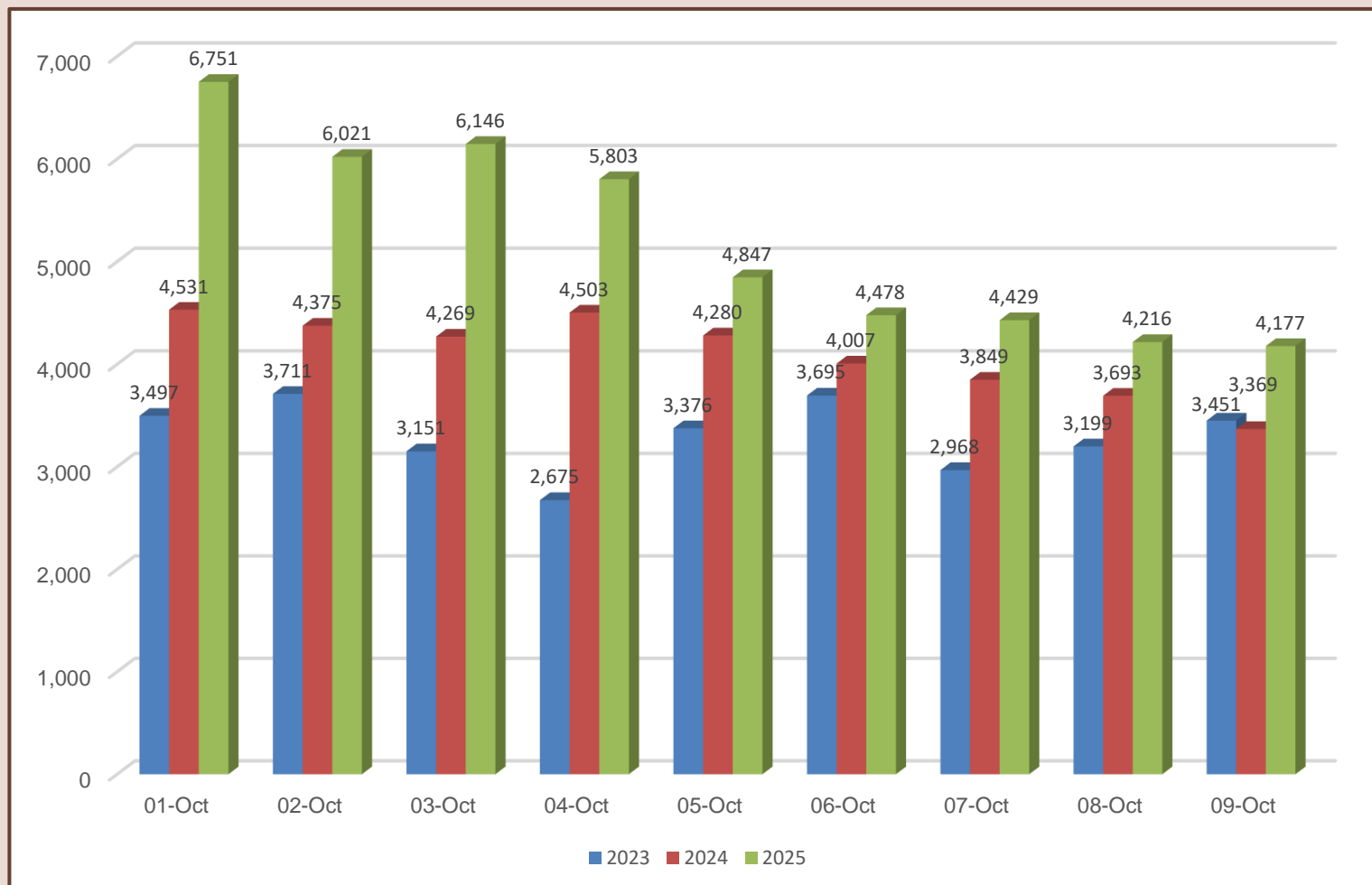




Daily distribution of tourist arrivals, 01st to 09th October 2025

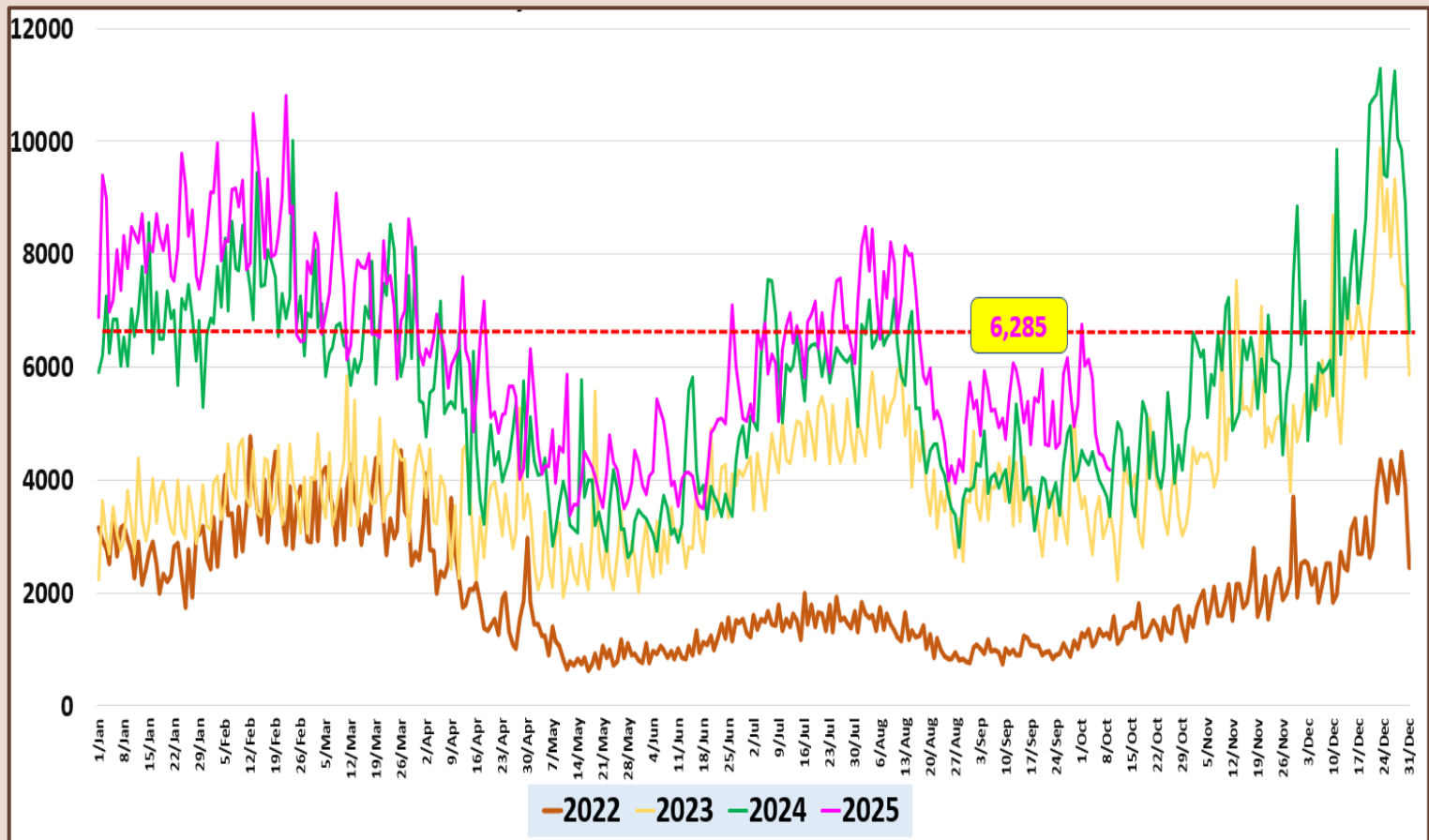


Number of tourist arrivals, 2023, 2024 & 2025 (01st to 09th October)

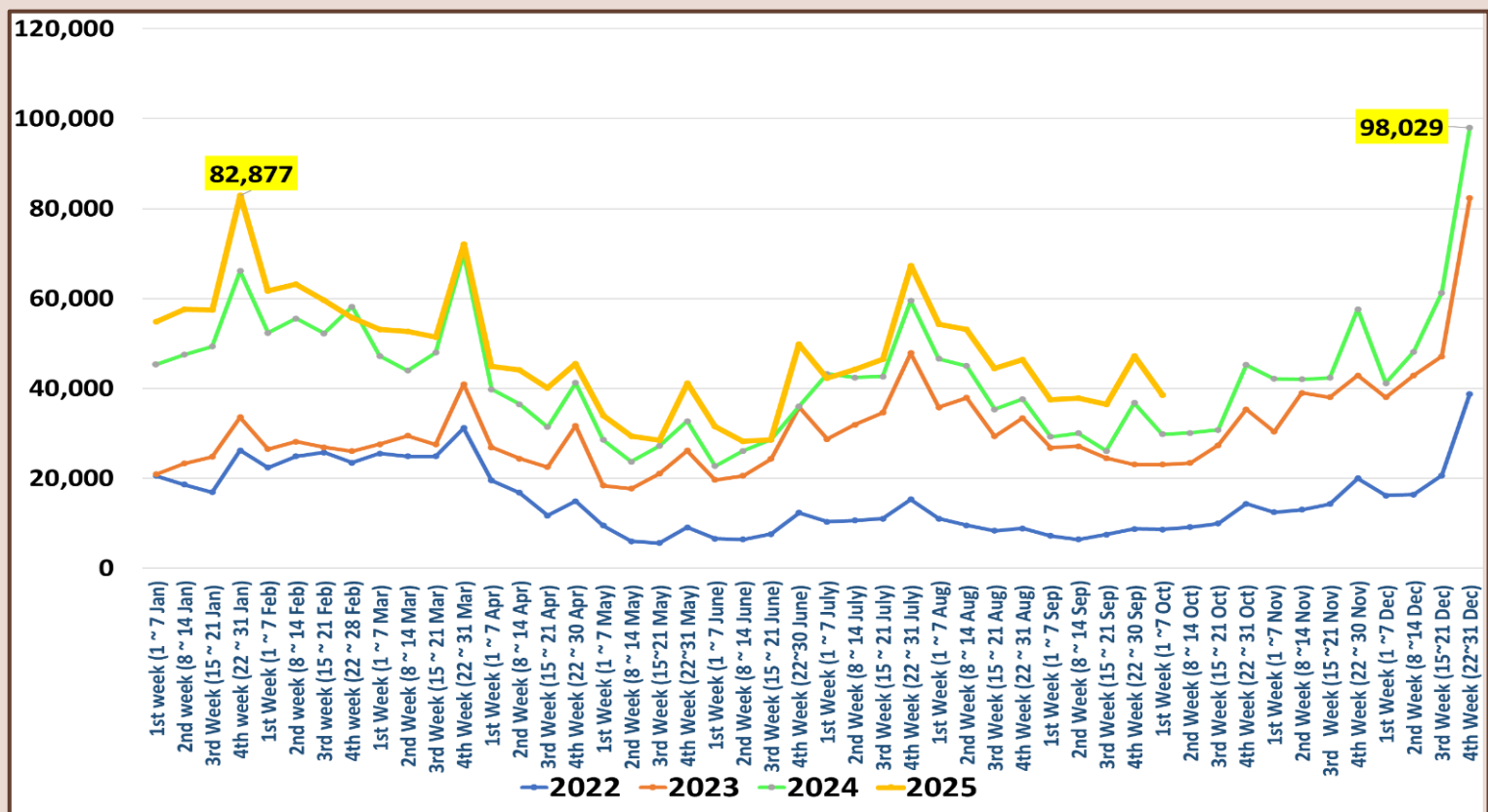




Daily trend of tourist arrivals, 2022 - 2025













Weekly distribution of tourist arrivals, 2022- 2025





Top ten source markets, 01st to 09th October 2025

Rank		Country	Number of tourists	Share %
1		India	14,221	30.3%
2		China	4,416	9.4%
3		United Kingdom	3,171	6.8%
4		Germany	2,652	5.7%
5		Bangladesh	2,158	4.6%
6		Australia	2,069	4.4%
7		Russian Federation	1,969	4.2%
8		France	1,281	2.7%
9		Spain	1,159	2.5%
10		Netherlands	1,122	2.4%
11		Other	12,650	27.0%
		Total	46,868	



Top twenty source markets, 01st January – 09th October 2025

Rank	Country	Number of tourists
1	India	389,513
2	United Kingdom	165,064
3	Russian Federation	124,113
4	Germany	109,640
5	China	106,006
6	France	89,436
7	Australia	79,449
8	Netherlands	53,332
9	United States	49,286
10	Bangladesh	47,596
11	Italy	39,506
12	Canada	37,142
13	Poland	36,113
14	Spain	35,595
15	Japan	29,416
16	Maldives	29,092
17	Switzerland	25,499
18	Israel	18,652
19	Malaysia	17,922
20	Pakistan	17,837
	Others	272,153
TOTAL		1,772,362