



WEEKLY TOURIST ARRIVALS REPORT



**MARCH
2026**



SUMMARY REPORT

Tourist arrivals from 01st to 08th March 2026

	2018	2025	2026		
Month	Number of tourists	Number of tourists	Number of tourists	Percentage change (26/25)	Percentage change (26/18)
January	238,924	252,761	277,327	9.7	16.0
February	235,618	240,217	279,328	16.2	18.5
March	233,382	229,298	47,646		
April	180,429	174,608			
May	129,466	132,919			
June	146,828	138,241			
July	217,829	200,244			
August	200,359	198,235			
September	149,087	158,971			
October	153,123	165,193			
November	195,582	212,906			
December	253,169	258,928			
TOTAL	2,333,796	2,362,521	604,301		



**Tourist arrivals
01st to 08th March 2026
47,646**



Daily tourist arrivals, 01st to 08th March 2026

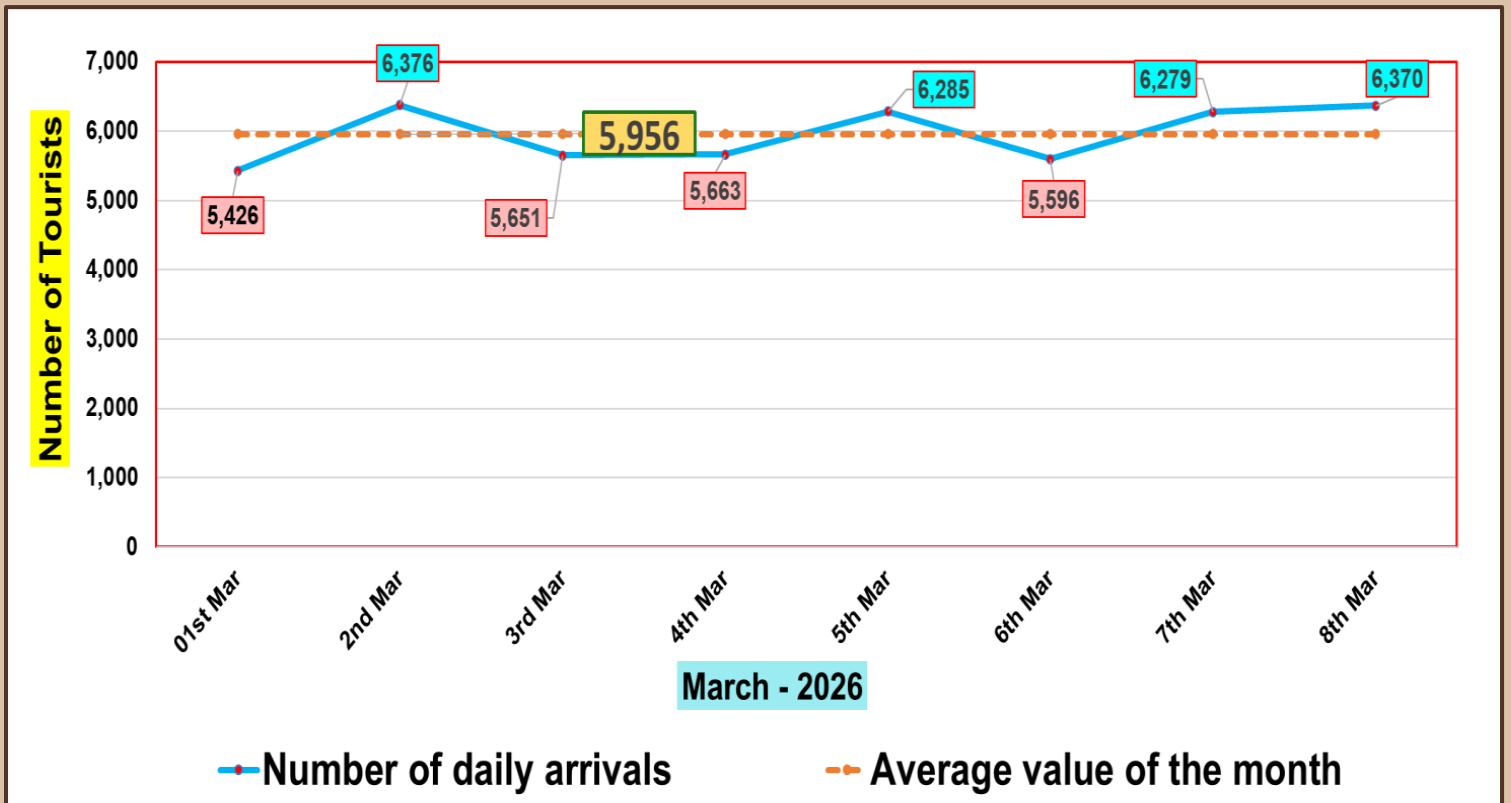
March 2026

1	2	3	4	5	6	7	Total 1 st to 7 th 41,276
5,426	6,376	5,651	5,663	6,285	5,596	6,279	
8	9	10	11	12	13	14	Total 8 th 6,370
6,370							
15	16	17	18	19	20	21	
22	23	24	25	27	26	28	
29	30	31					

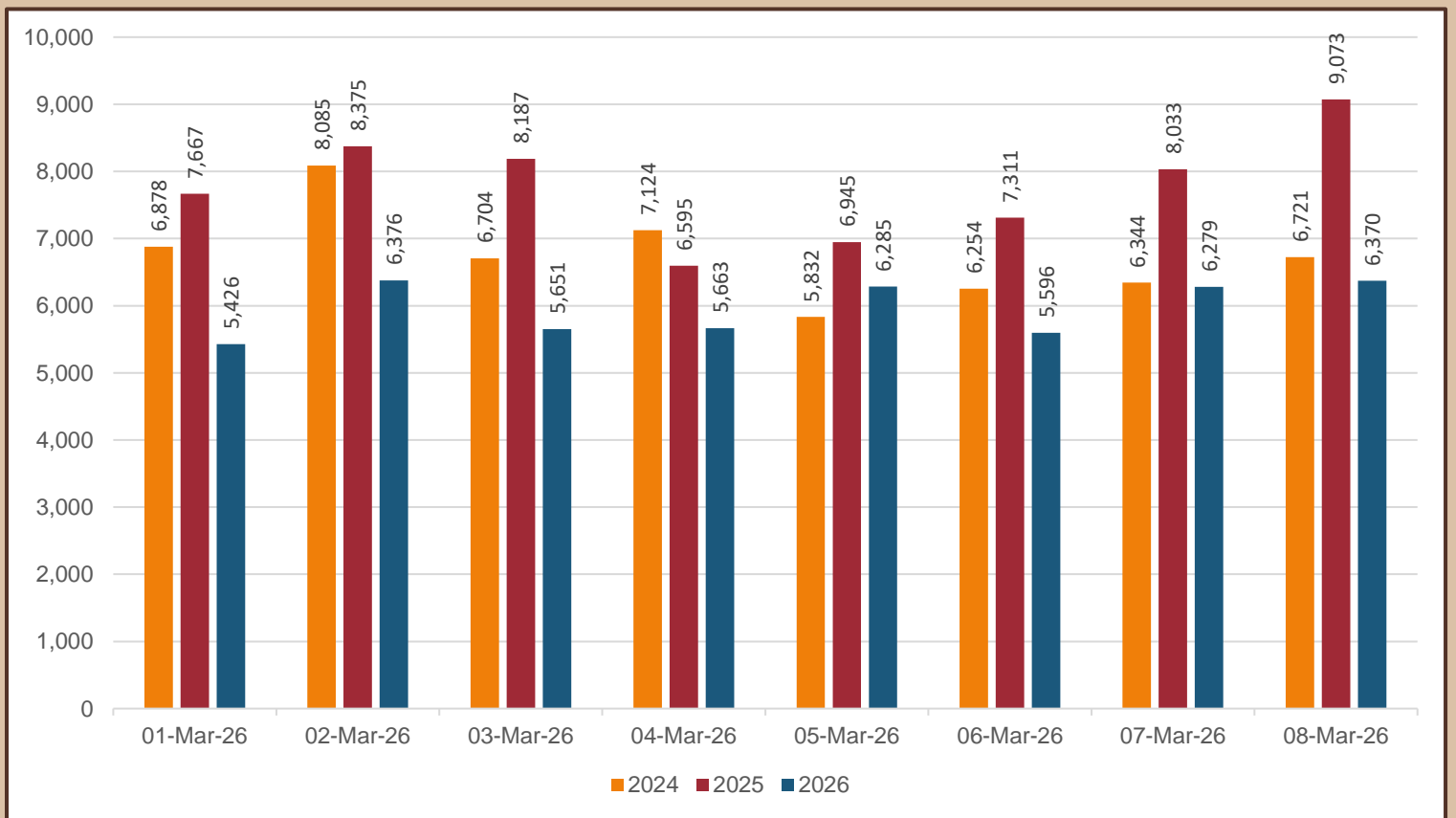




Daily distribution of tourist arrivals, 01st to 08th March 2026

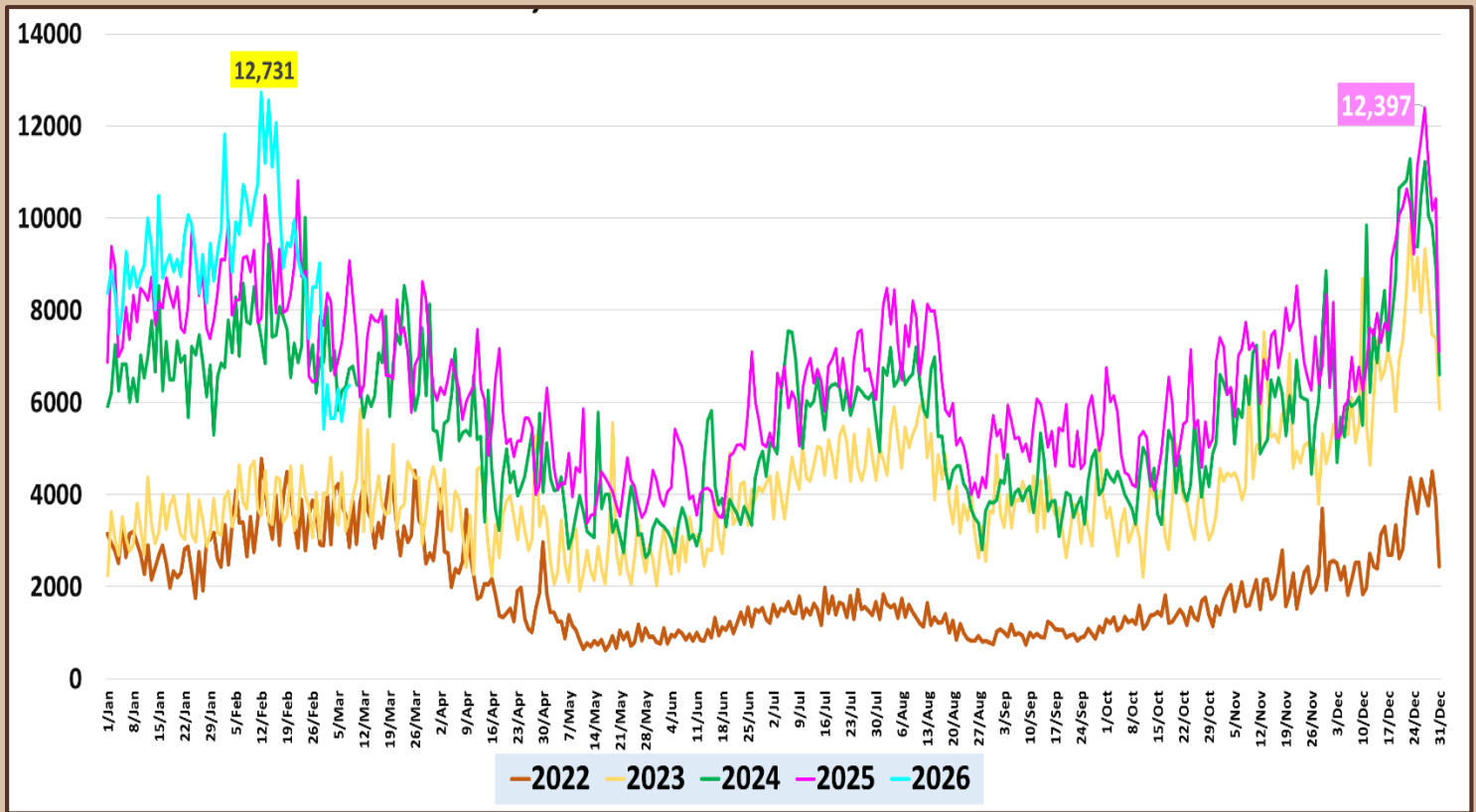


Number of tourist arrivals, 2024, 2025 & 2026 (01st to 08th March)

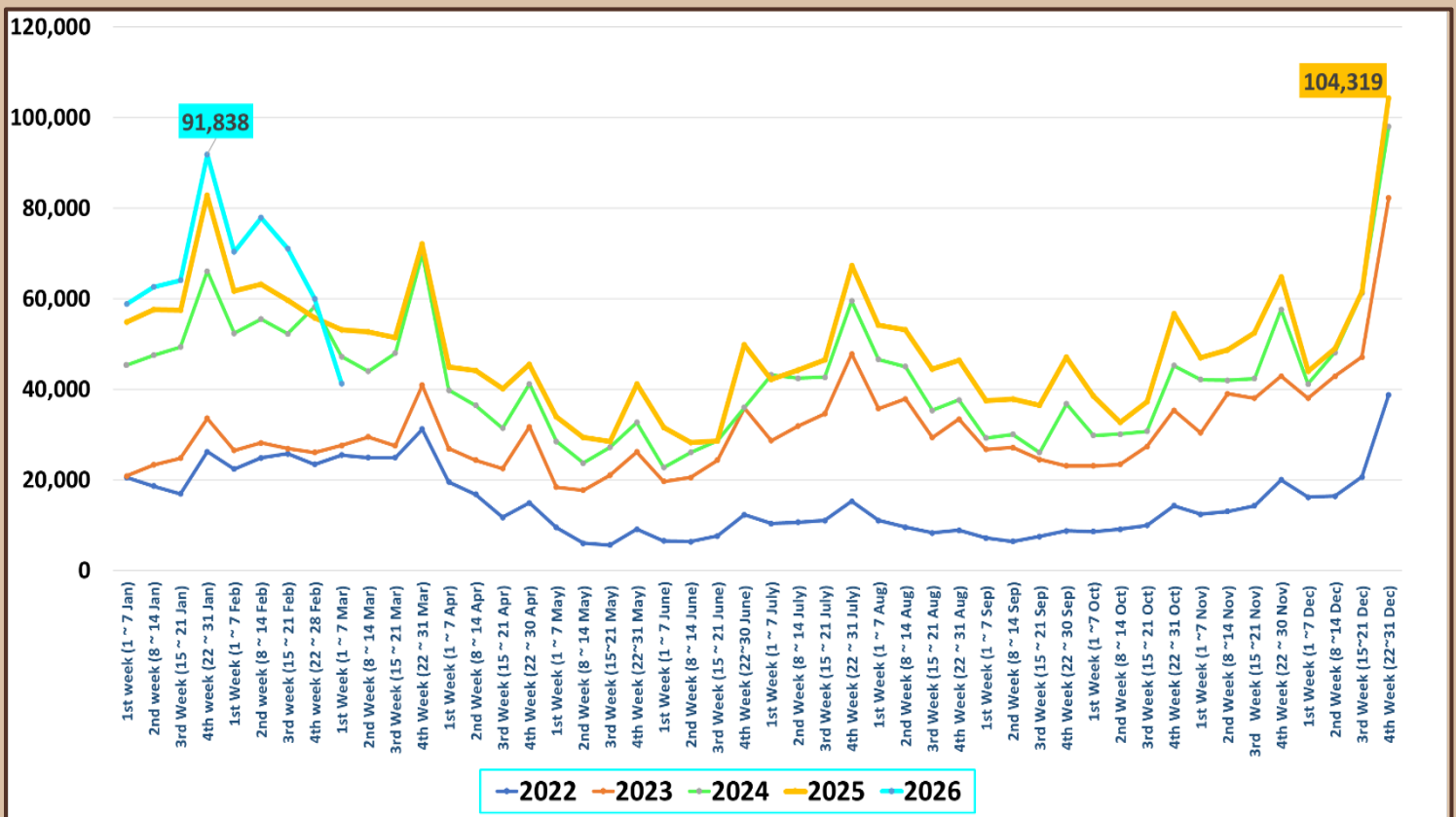














Daily trend of tourist arrivals, 2022 – 2026



Weekly distribution of tourist arrivals, 2022- 2026





Rank	Country	Number of tourists	Share %
1	 India	11,345	24.0%
2	 Russian Federation	4,388	9.0%
3	 United Kingdom	4,136	9.0%
4	 China	4,032	9.0%
5	 Germany	3,634	8.0%
6	 Australia	2,843	6.0%
7	 France	2,730	6.0%
8	 United States	1,499	3.0%
9	 Japan	1,439	3.0%
10	 Canada	963	2.0%
	Other	10,637	22.0%
	Total	47,646	

Top ten source markets

01st to 08th March 2026





Rank	Country	Number of tourists
1	India	111,085
2	United Kingdom	64,464
3	Russian Federation	54,621
4	Germany	43,976
5	China	38,215
6	France	33,473
7	Australia	24,015
8	Poland	21,338
9	United States	17,100
10	Netherlands	13,979
11	Italy	11,772
12	Canada	11,005
13	Switzerland	9,035
14	Japan	8,574
15	Czech Republic	7,471
16	Bangladesh	7,136
17	Maldives	6,981
18	Israel	6,835
19	Denmark	6,823
20	Spain	6,683
	Others	99,720
	TOTAL	604,301



Top twenty source markets

01st January – 08th March 2026

