



WEEKLY TOURIST ARRIVALS REPORT



**MARCH
2026**



SUMMARY REPORT

Tourist arrivals from 01st to 31st March 2026

	2018	2025	2026		
Month	Number of tourists	Number of tourists	Number of tourists	Percentage change (26/25)	Percentage change (26/18)
January	238,924	252,761	277,327	9.7	16.0
February	235,618	240,217	279,328	16.2	18.5
March	233,382	229,298	183,979	(19.7)	(21.2)
April	180,429	174,608			
May	129,466	132,919			
June	146,828	138,241			
July	217,829	200,244			
August	200,359	198,235			
September	149,087	158,971			
October	153,123	165,193			
November	195,582	212,906			
December	253,169	258,928			
TOTAL	2,333,796	2,362,521	740,634		



**Tourist arrivals
01st to 31st March 2026
183,979**



Daily tourist arrivals, 01st to 31st March 2026

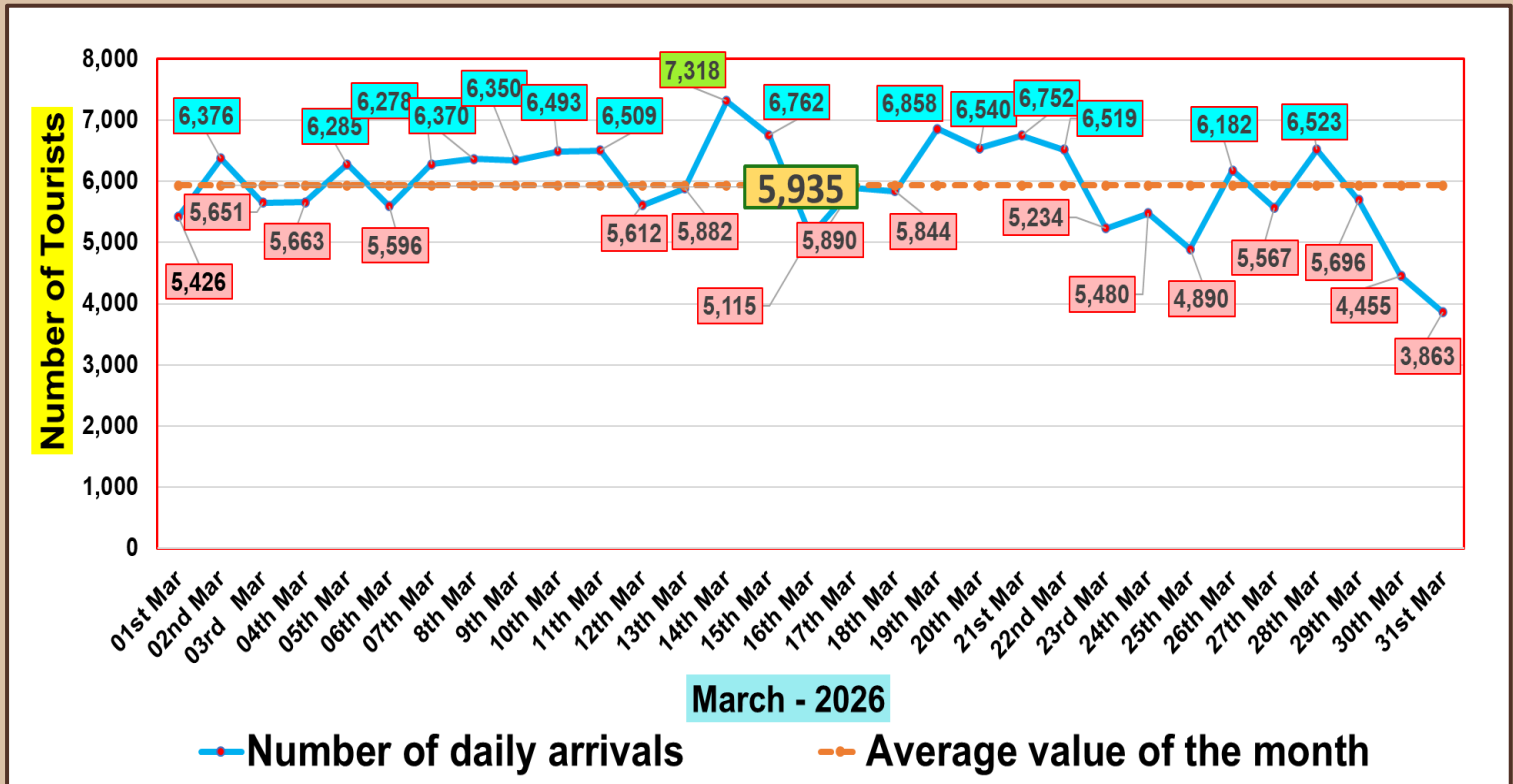
March 2026

1 5,426	2 6,376	3 5,651	4 5,663	5 6,285	6 5,596	7 6,278	Total 1 st to 7 th 41,275
8 6,370	9 6,350	10 6,493	11 6,509	12 5,612	13 5,882	14 7,318	Total 8 th to 14 th 44,534
15 6,762	16 5,115	17 5,890	18 5,844	19 6,858	20 6,540	21 6,752	Total 15 th to 21 st 43,761
22 6,519	23 5,234	24 5,480	25 4,890	27 6,182	26 5,567	28 6,523	Total 22 nd to 28 th 40,395
29 5,696	30 4,455	31 3,863					Total 29 th to 31 st 14,014

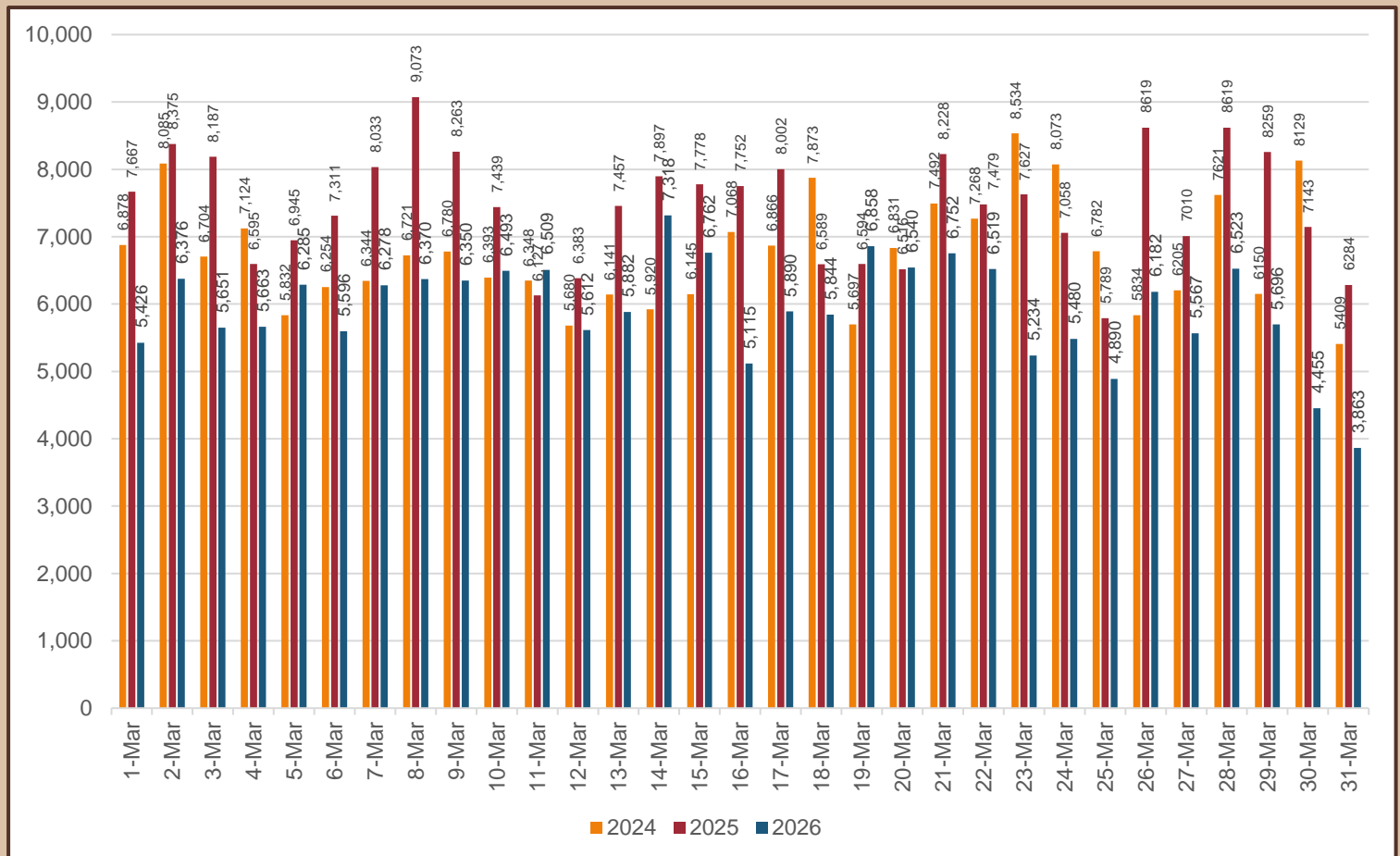




Daily distribution of tourist arrivals, 01st to 31st March 2026

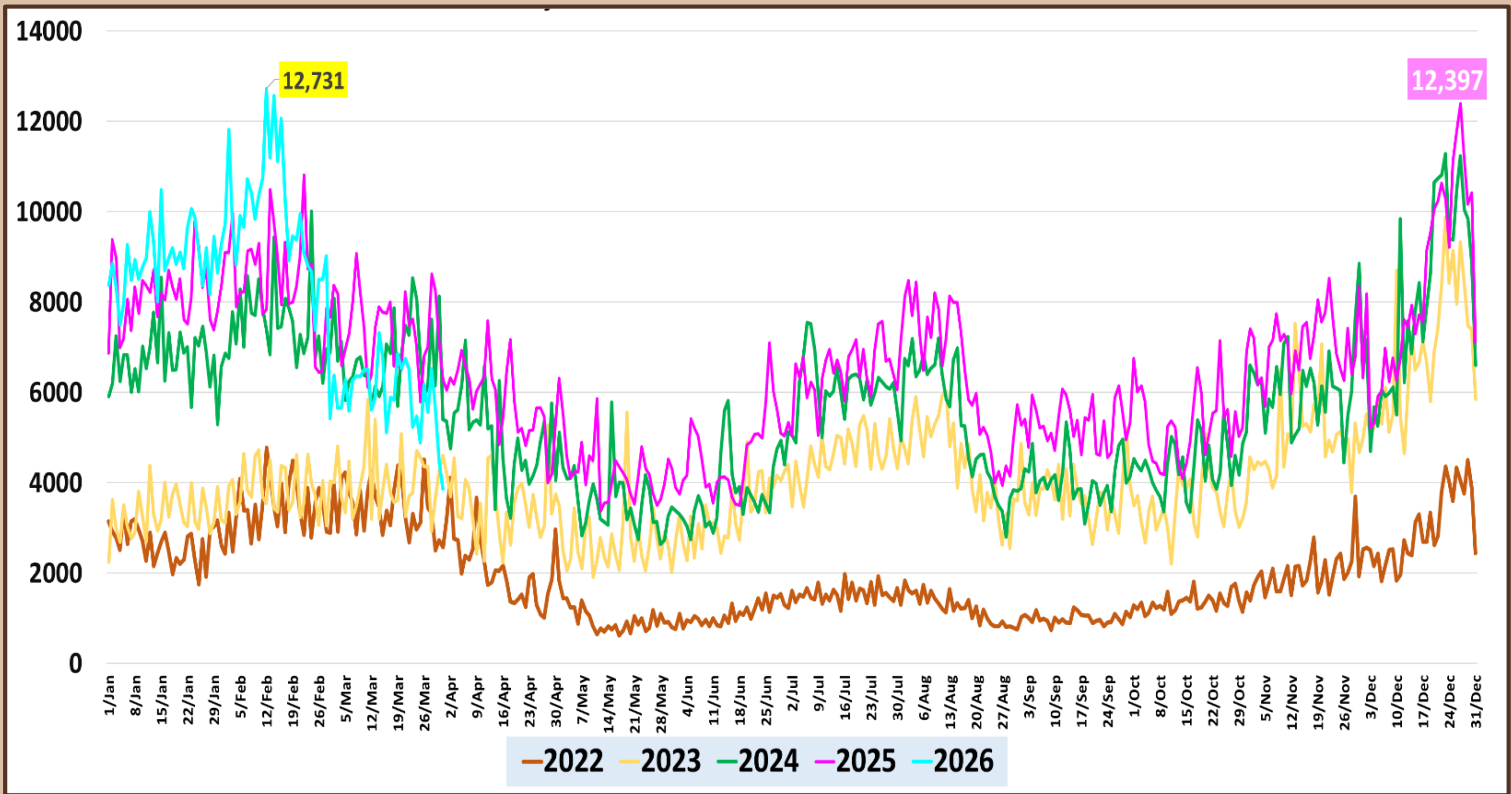


Number of tourist arrivals, 2024, 2025 & 2026 (01st to 31st March)

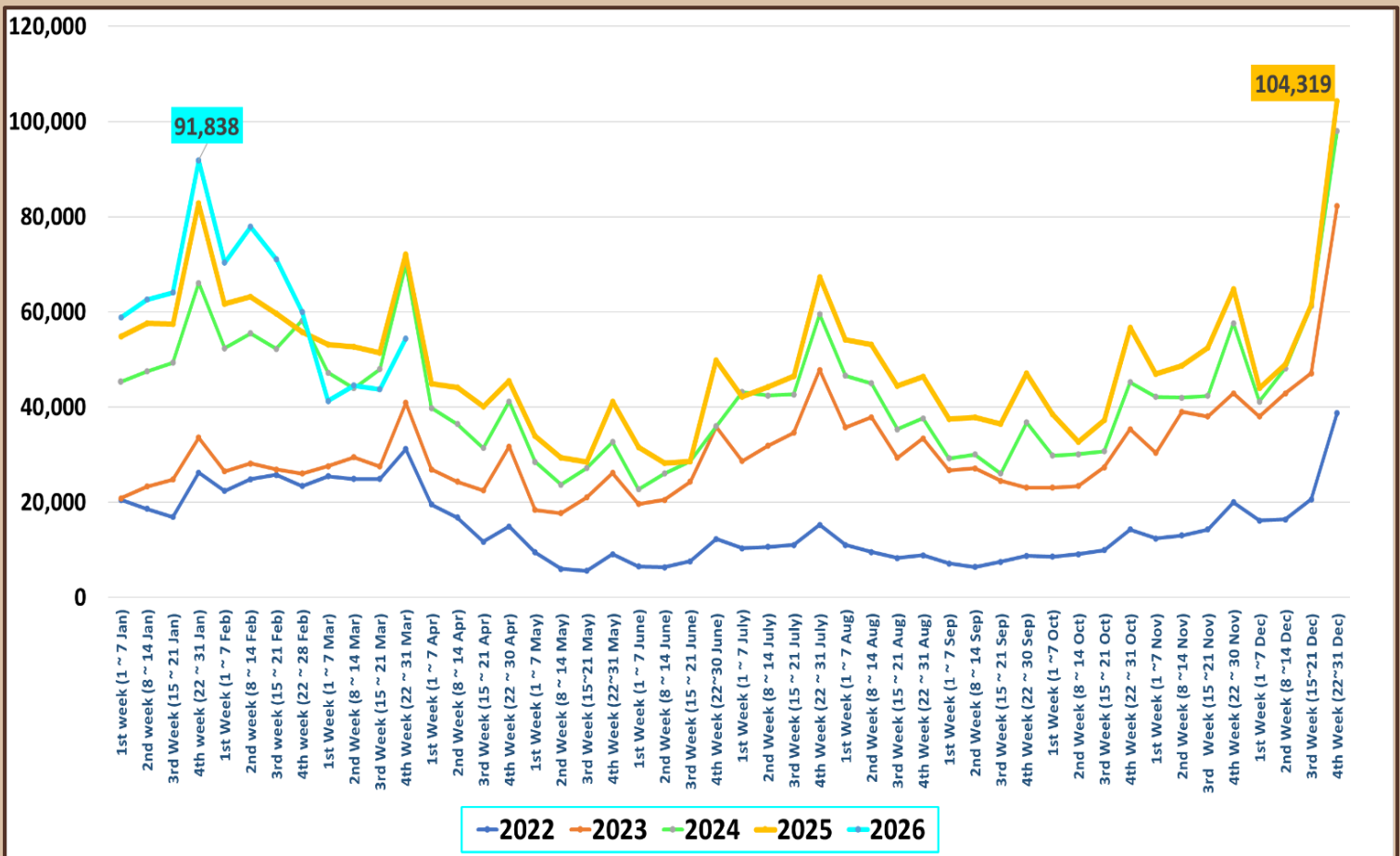














Daily trend of tourist arrivals, 2022 – 2026



Weekly distribution of tourist arrivals, 2022- 2026





Rank	Country	Number of tourists	Share %
1	 India	47,533	26.0%
2	 United Kingdom	18,092	10.0%
3	 Russian Federation	15,685	9.0%
4	 China	14,064	8.0%
5	 Germany	13,429	7.0%
6	 Australia	11,197	6.0%
7	 France	8,359	5.0%
8	 United States	5,362	3.0%
9	 Japan	4,440	2.0%
10	 Bangladesh	4,405	2.0%
	Other	41,413	23.0%
	Total	183,979	

Top ten source markets

01st to 31st March 2026





Rank	Country	Number of tourists
1	India	147,273
2	United Kingdom	78,420
3	Russian Federation	65,918
4	Germany	53,771
5	China	48,247
6	France	39,102
7	Australia	32,369
8	Poland	21,940
9	United States	20,963
10	Netherlands	15,680
11	Canada	13,517
12	Italy	12,796
13	Japan	11,575
14	Bangladesh	11,079
15	Switzerland	10,500
16	Maldives	8,320
17	Czech Republic	8,012
18	Denmark	7,927
19	Spain	7,611
20	Israel	7,498
	Others	118,116
	TOTAL	740,634



Top twenty source markets

01st January – 31st March 2026

