



# Weekly Tourist Arrivals Report

J  
U  
L  
Y

2025





## SUMMARY REPORT

Tourist arrivals from 01<sup>st</sup> to 31<sup>st</sup> July 2025

	2018	2024	2025		
Month	Number of Tourists	Number of Tourists	Number of Tourists	Percentage Change (25/24)	Percentage Change (25/18)
January	238,924	208,253	252,761	21.4	5.8
February	235,618	218,350	240,217	10.0	1.9
March	233,382	209,181	229,298	9.62	(1.7)
April	180,429	148,867	174,608	17.3	(3.2)
May	129,466	112,128	132,919	18.5	2.7
June	146,828	113,470	138,241	21.8	(5.8)
July	217,829	187,810	200,244	6.6	(8.0)
August	200,359	164,609			
September	149,087	122,140			
October	153,123	135,907			
November	195,582	184,158			
December	253,169	248,592			
TOTAL	2,333,796	2,053,465	1,368,288		

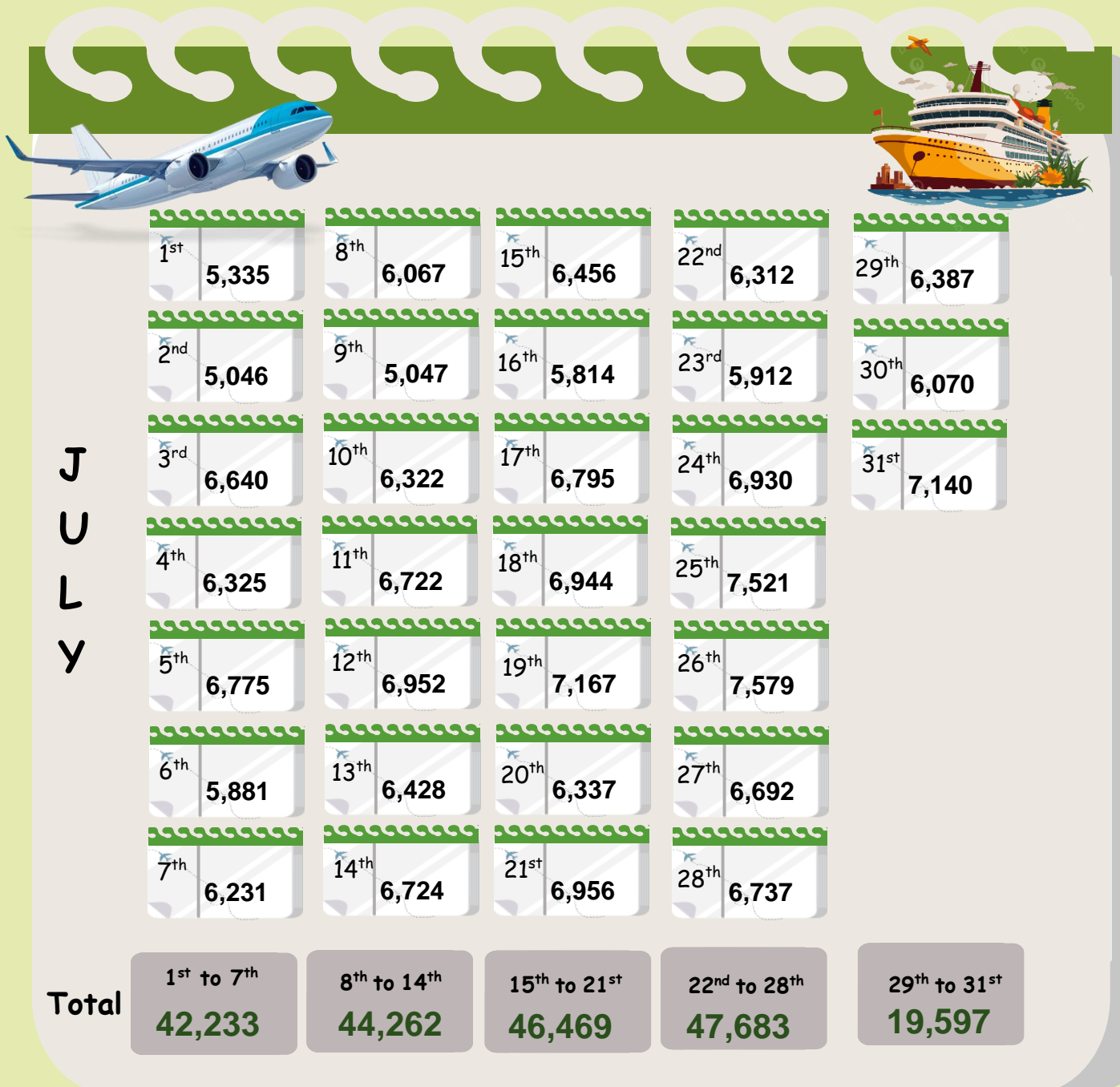


**Tourist arrivals  
01<sup>st</sup> to 31<sup>st</sup> July 2025**

**200,244**

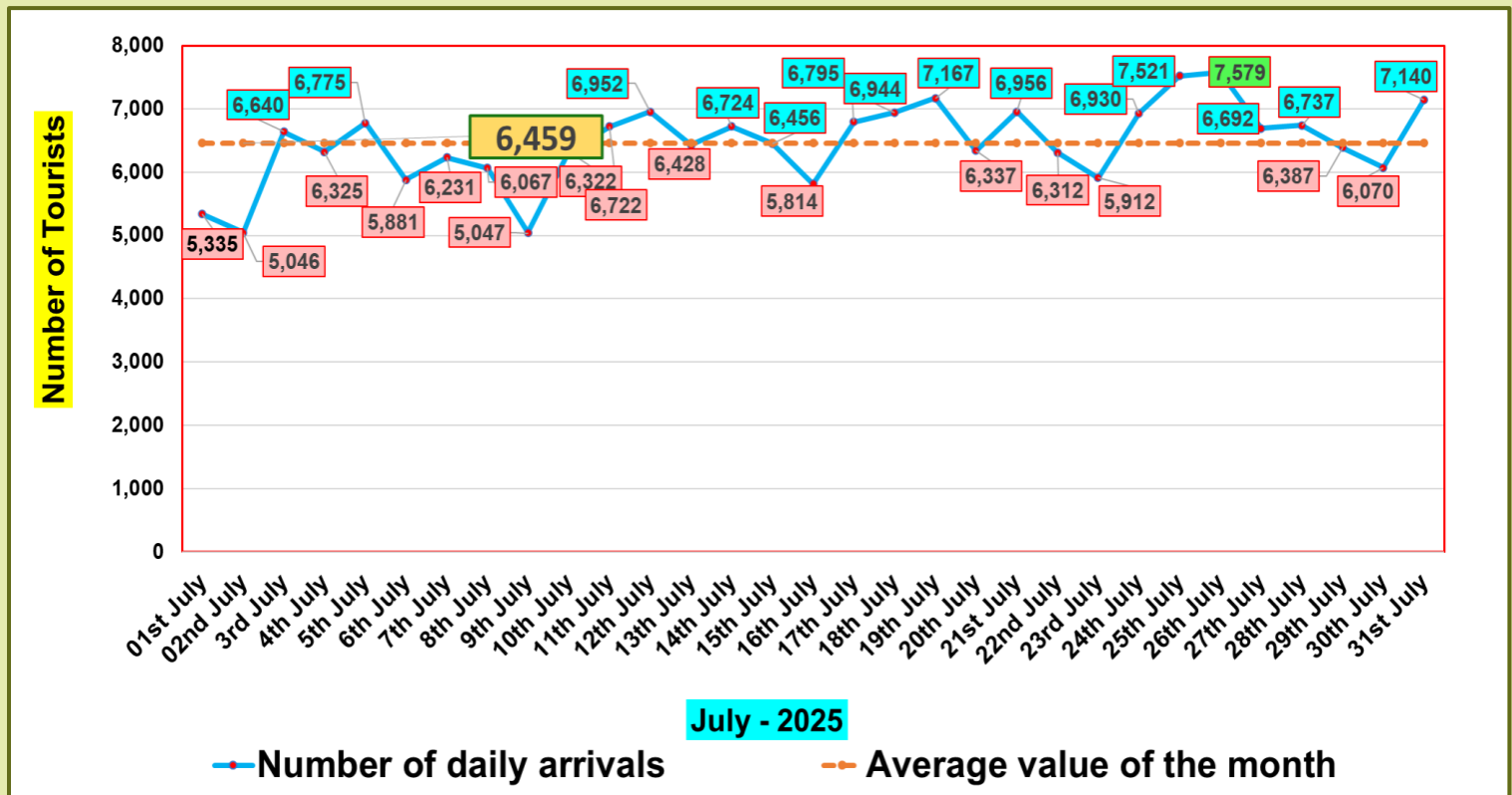


## Daily tourist arrivals, 01<sup>st</sup> to 31<sup>st</sup> July 2025

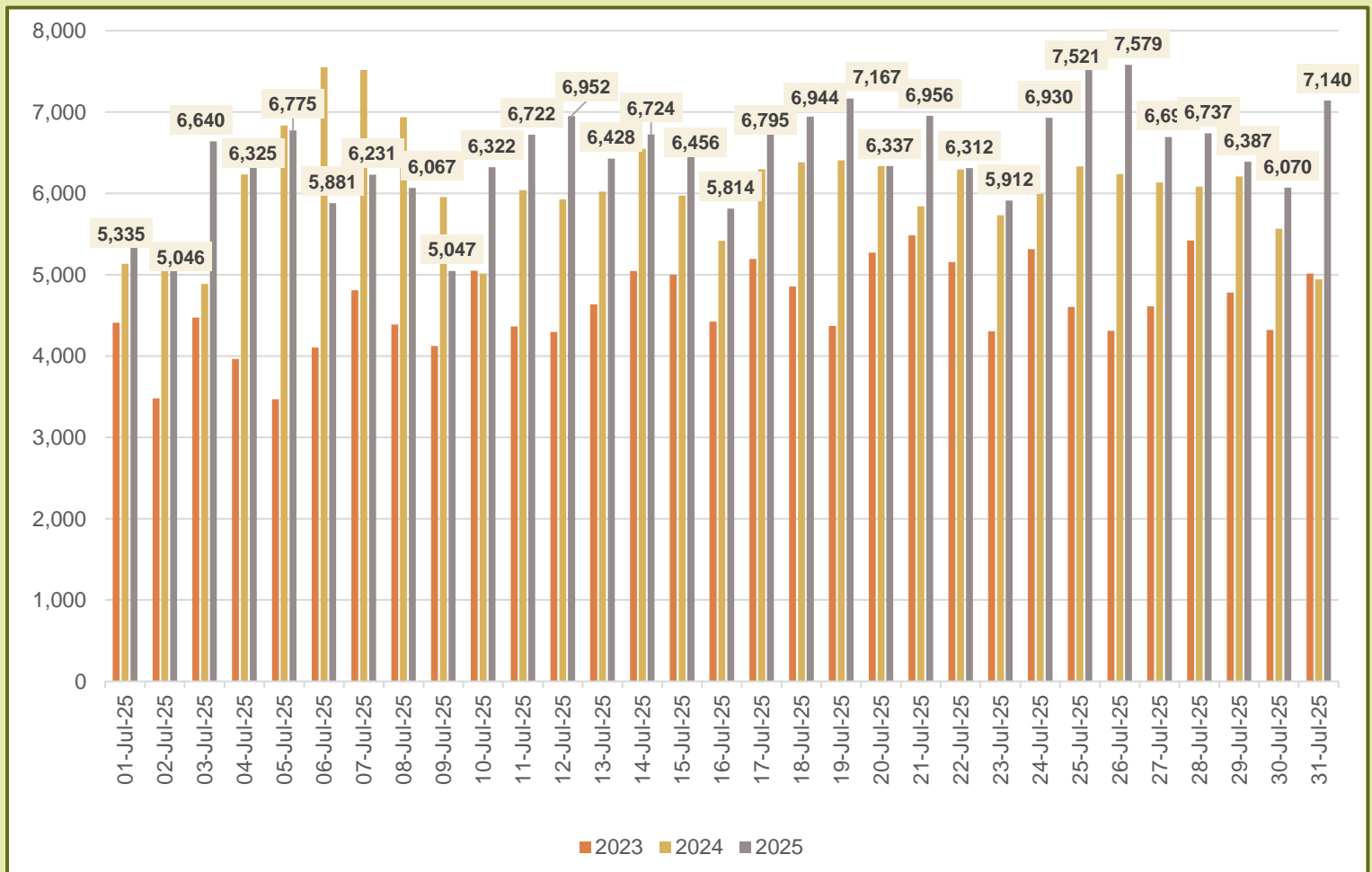




## Daily distribution of tourist arrivals, 01<sup>st</sup> to 31<sup>st</sup> July 2025

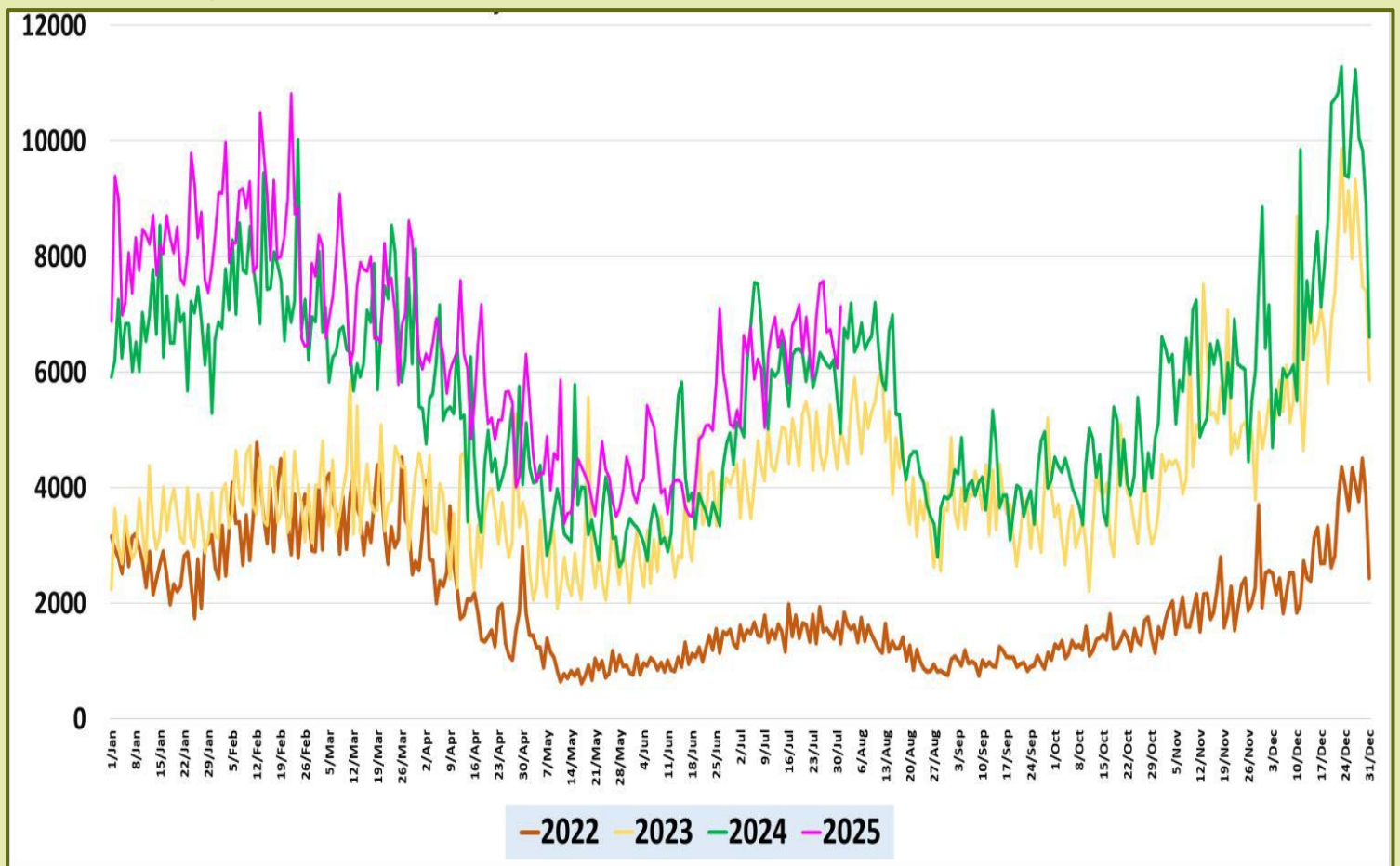


## Number of tourist arrivals, 2023, 2024 & 2025 (01<sup>st</sup> to 31<sup>st</sup> July)

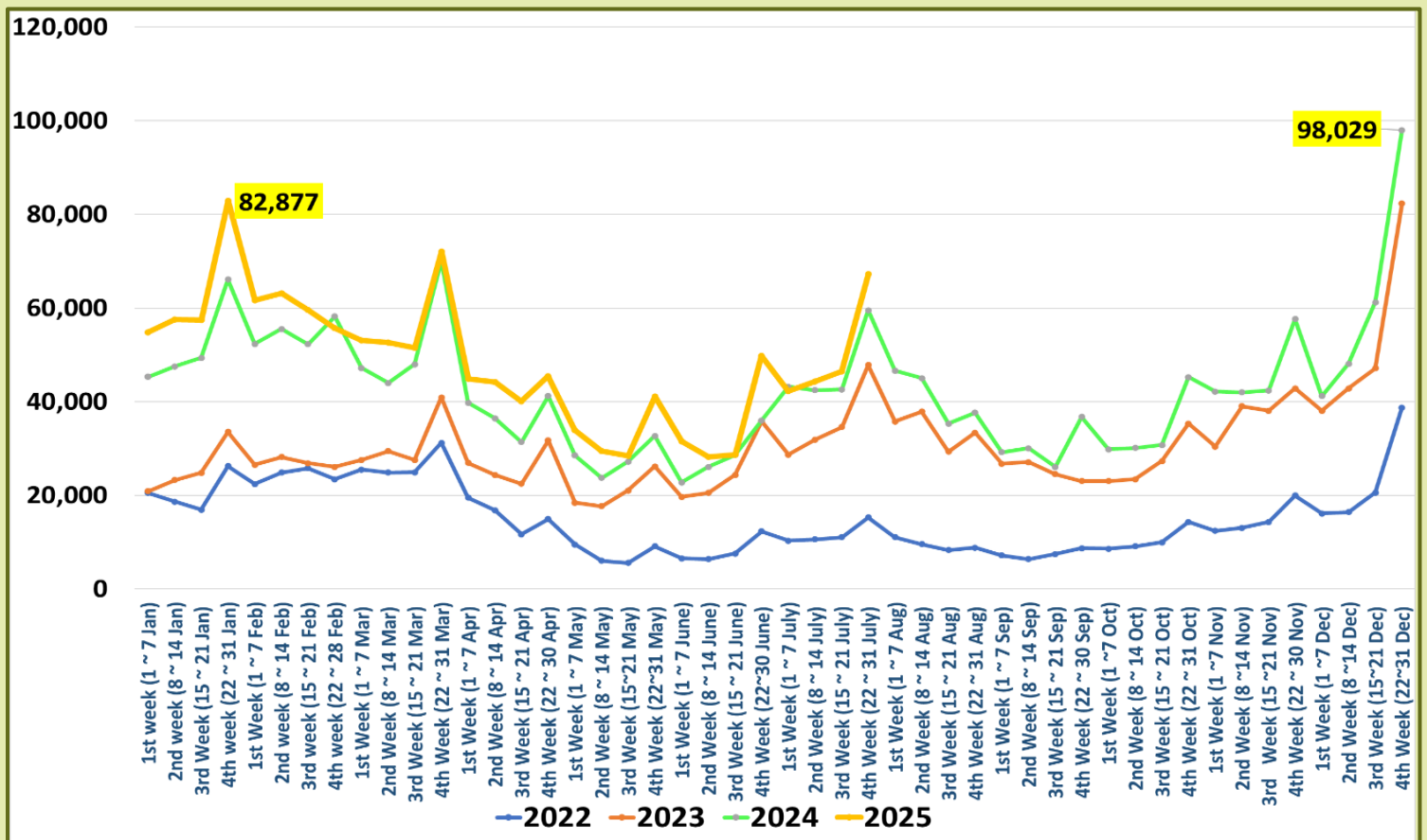




## Daily trend of tourist arrivals, 2022 - 2025













## Weekly distribution of tourist arrivals, 2022- 2025





Top ten source markets, 01<sup>st</sup> to 31<sup>st</sup> July 2025

Rank		Country	Number of Tourists	Share %
1		India	37,128	18.5%
2		United Kingdom	23,475	11.7%
3		Netherlands	15,556	7.8%
4		China	12,982	6.5%
5		France	11,059	5.5%
6		Germany	10,568	5.3%
7		Australia	9,117	4.6%
8		Spain	5,912	3.0%
9		Canada	5,462	2.7%
10		United States	5,222	2.6%
11		Other	63,763	31.8%
		<b>Total</b>	<b>200,244</b>	



## Top twenty source markets, 01<sup>st</sup> January – 31<sup>st</sup> July 2025

Rank	Country	Number of tourists
1	India	279,122
2	United Kingdom	131,377
3	Russian Federation	115,470
4	Germany	85,144
5	China	78,769
6	France	72,516
7	Australia	60,442
8	Netherlands	41,695
9	United States	39,635
10	Bangladesh	36,411
11	Canada	29,578
12	Poland	29,548
13	Italy	24,443
14	Maldives	21,208
15	Spain	20,752
16	Switzerland	20,572
17	Japan	19,535
18	Pakistan	14,255
19	Belgium	13,275
20	Israel	13,014
	Others	221,527
	<b>TOTAL</b>	<b>1,368,288</b>