



**J
U
N
E**



2026
WEEKLY
TOURIST
ARRIVALS



SUMMARY REPORT

Tourist arrivals from 01st to 30th June 2026

	2018	2025	2026		
Month	Number of tourists	Number of tourists	Number of tourists	Percentage change (26/25)	Percentage change (26/18)
January	238,924	252,761	277,327	9.7	16.0
February	235,618	240,217	279,328	16.2	18.5
March	233,382	229,298	183,979	(19.7)	(21.2)
April	180,429	174,608	135,643	(22.3)	(24.8)
May	129,466	132,919	145,745	9.65	12.6
June	146,828	138,241	124,551	(9.90)	(15.1)
July	217,829	200,244			
August	200,359	198,235			
September	149,087	158,971			
October	153,123	165,193			
November	195,582	212,906			
December	253,169	258,928			
TOTAL	2,333,796	2,362,521	1,146,573		



**Tourist arrivals
01st to 30th June 2026
124,551**



Daily tourist arrivals, 01st to 30th June 2026

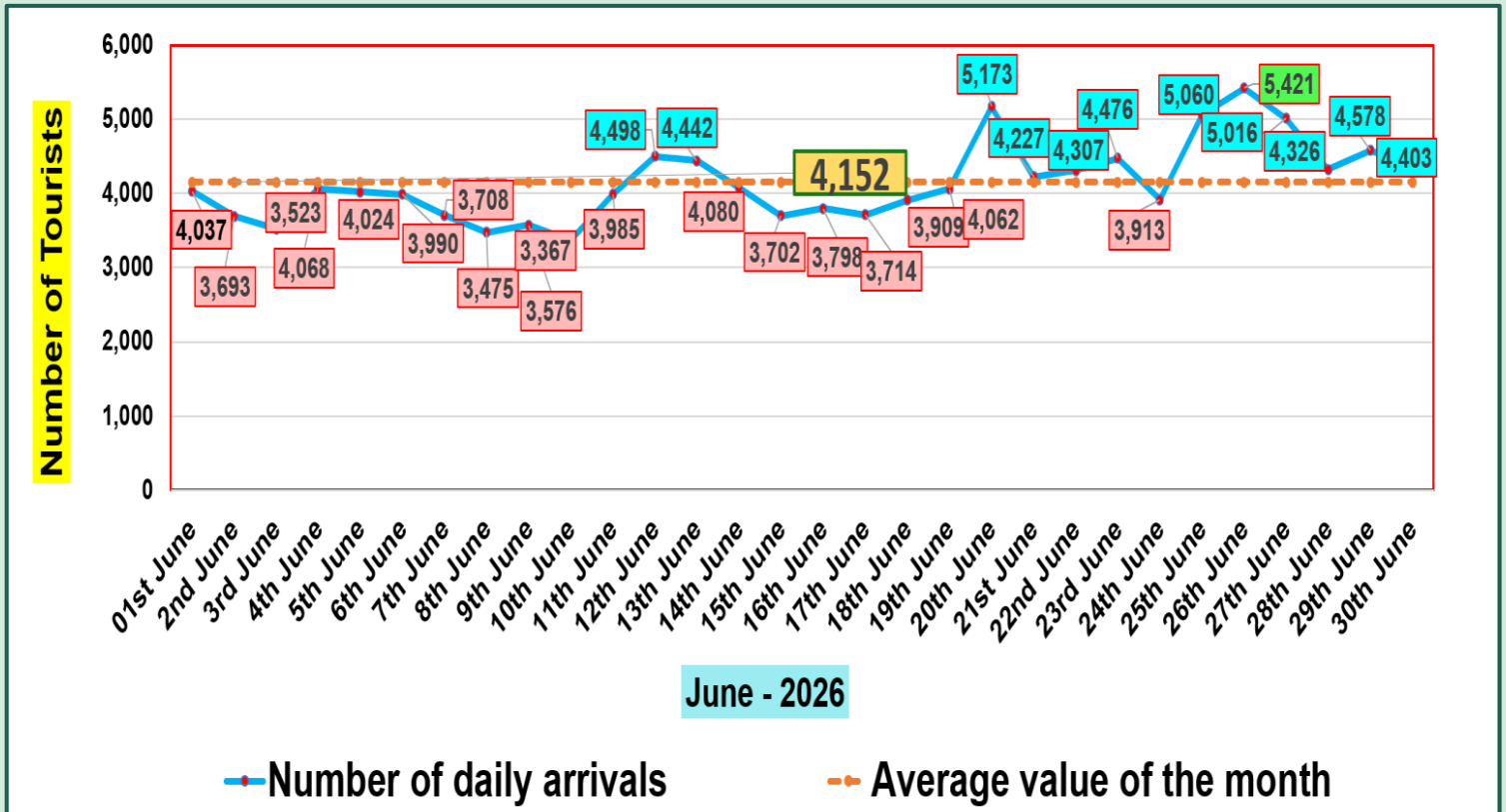
June 2026

1 4,037	2 3,693	3 3,523	4 4,068	5 4,024	6 3,990	7 3,708	Total 1 st to 7 th 27,043
8 3,475	9 3,576	10 3,367	11 3,985	12 4,498	13 4,442	14 4,080	Total 8 th to 14 th 27,423
15 3,702	16 3,798	17 3,714	18 3,909	19 4,062	20 5,173	21 4,227	Total 15 th to 21 st 28,585
22 4,307	23 4,476	24 3,913	25 5,060	26 5,421	27 5,016	28 4,326	Total 22 nd to 28 th 32,519
29 4,578	30 4,403						Total 29 th to 30 th 8,981

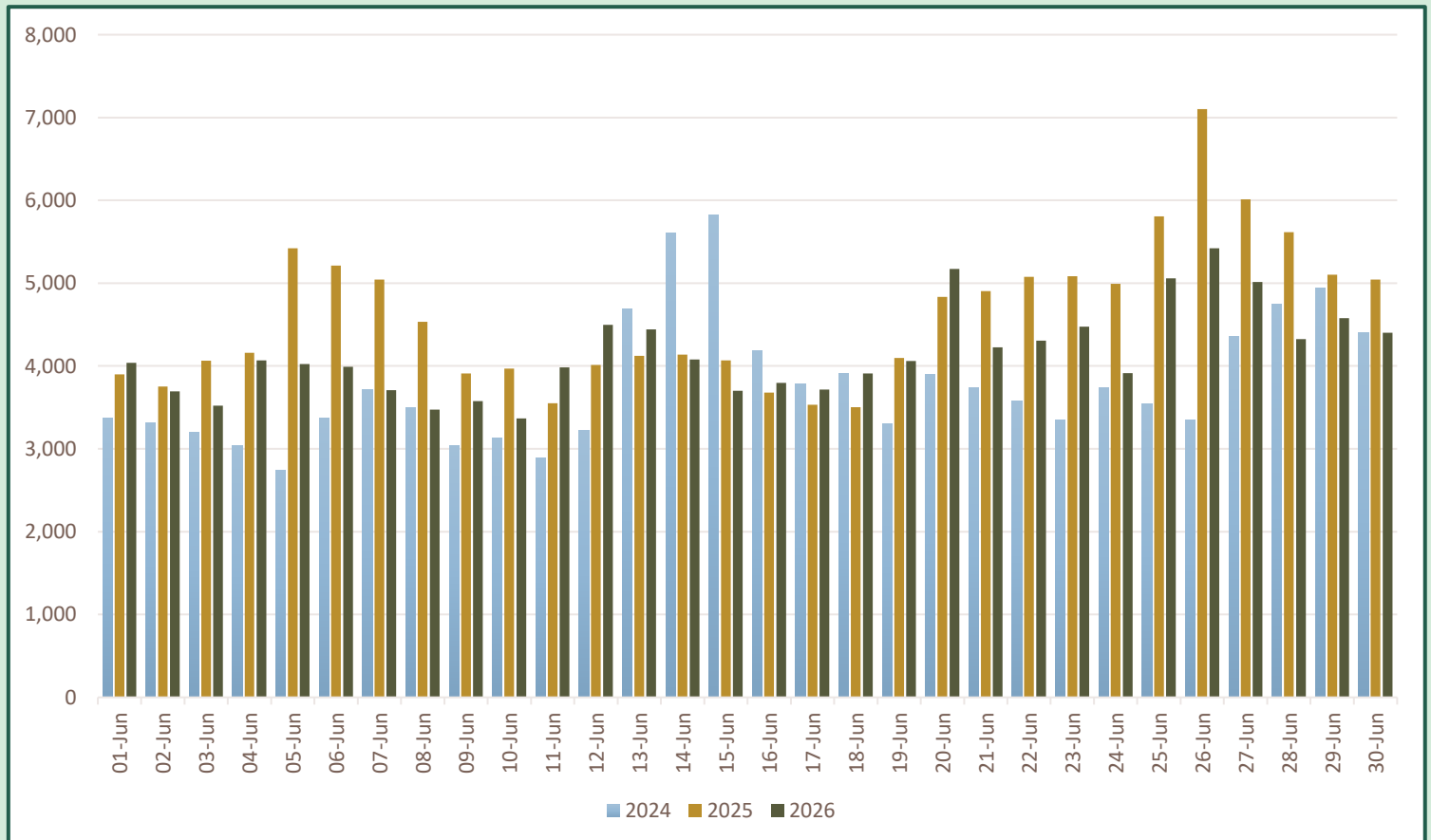




Daily distribution of tourist arrivals, 01st to 30th June 2026

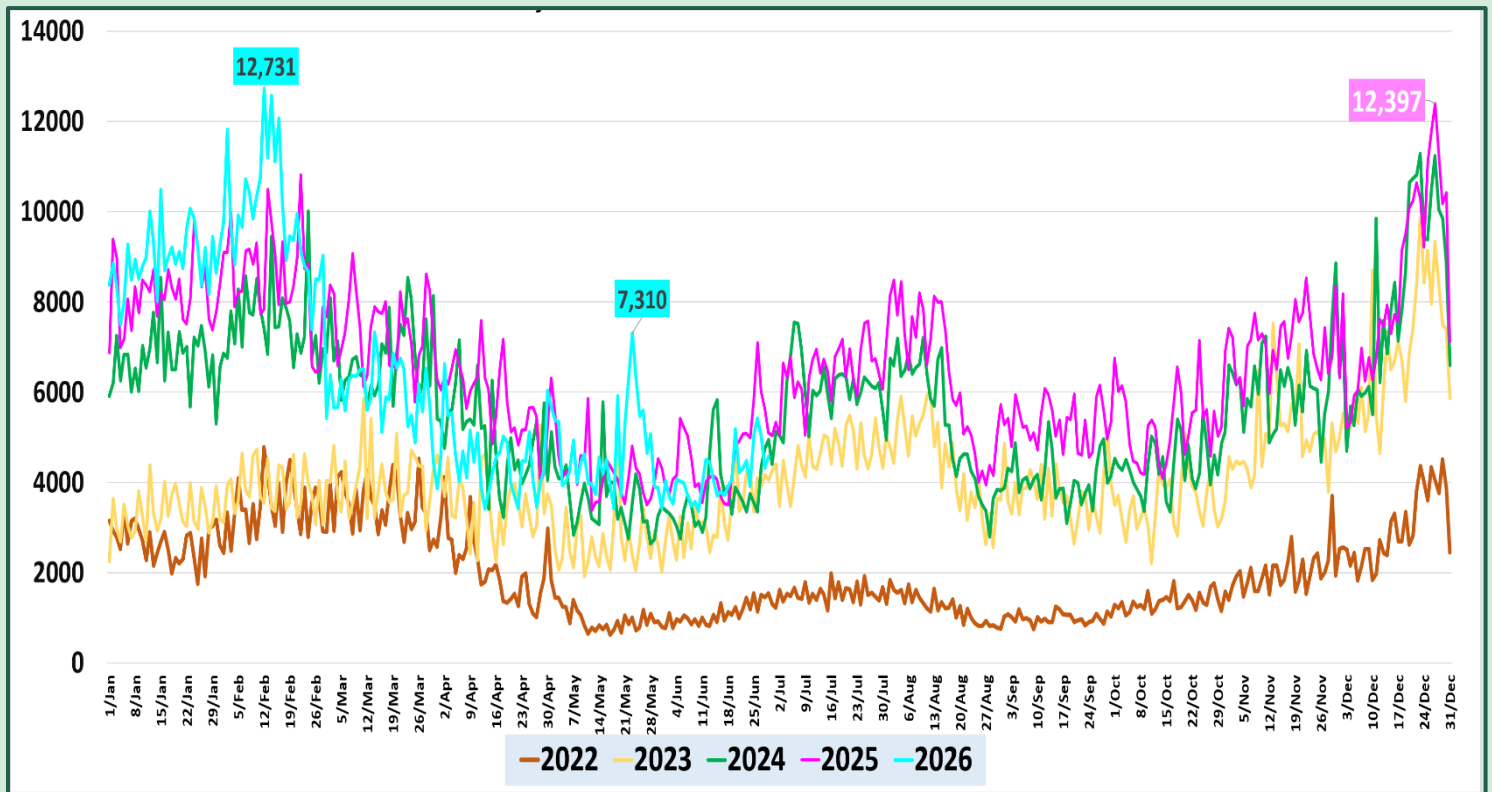


Number of tourist arrivals, 2024, 2025 & 2026 (01st to 30th June)

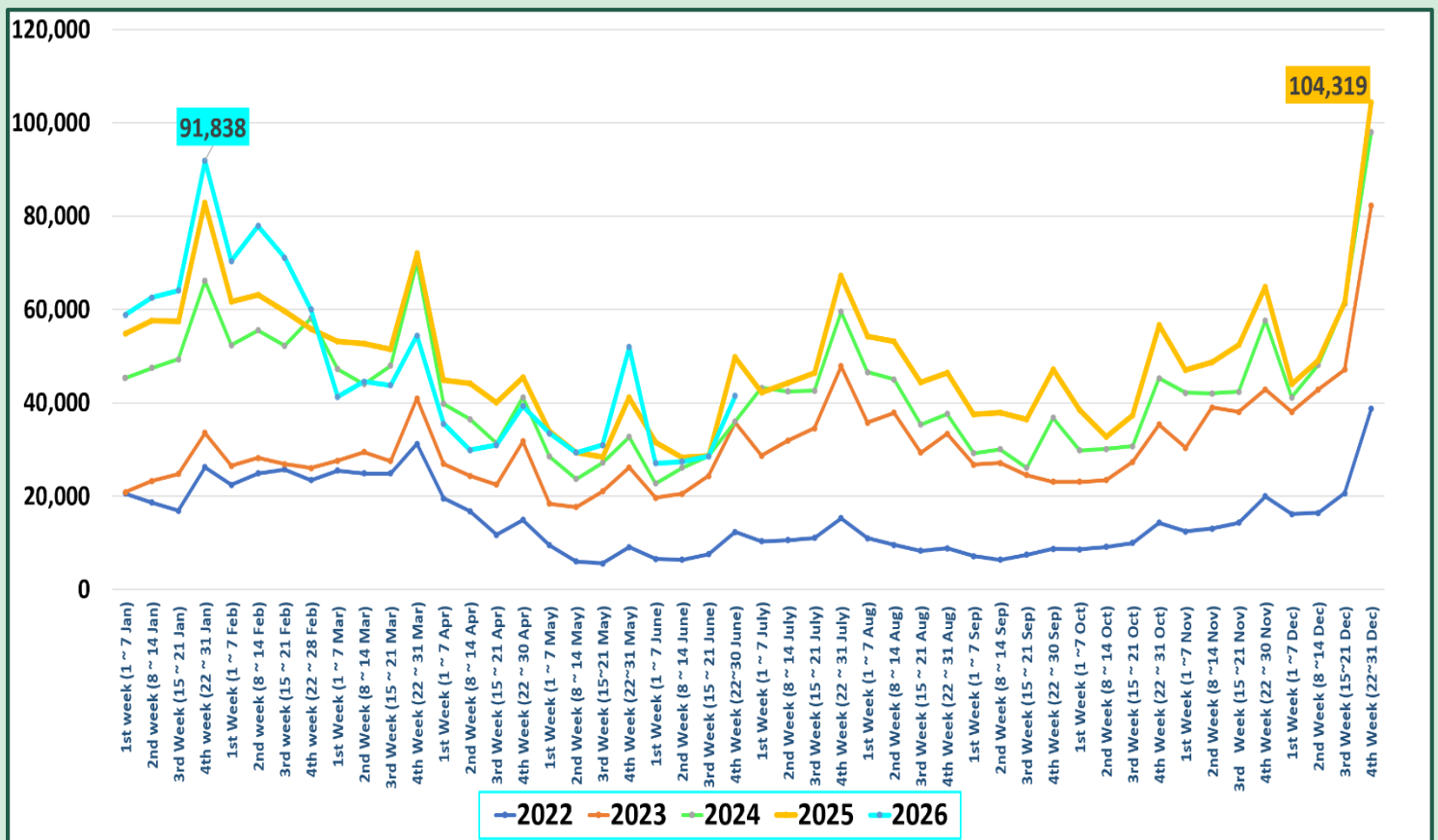














Daily trend of tourist arrivals, 2022 – 2026



Weekly distribution of tourist arrivals, 2022- 2026





Rank	Country	Number of tourists	Share %
1	 India	43,423	35.0%
2	 United Kingdom	10,474	8.0%
3	 Australia	8,710	7.0%
4	 China	8,224	7.0%
5	 United States	3,806	3.0%
6	 France	3,762	3.0%
7	 Germany	3,735	3.0%
8	 Bangladesh	3,438	3.0%
9	 Canada	3,393	3.0%
10	 Maldives	2,561	2.0%
	Other	33,025	26.0%
	Total	124,551	

Top ten source markets

01st to 30th June 2026





Rank	Country	Number of tourists
1	India	293,683
2	United Kingdom	108,567
3	Russian Federation	77,349
4	China	76,171
5	Germany	69,758
6	Australia	57,436
7	France	52,997
8	United States	32,967
9	Poland	23,456
10	Canada	22,313
11	Bangladesh	22,308
12	Netherlands	21,599
13	Japan	19,041
14	Maldives	17,666
15	Italy	16,914
16	Switzerland	15,659
17	Spain	11,768
18	Malaysia	11,575
19	Israel	11,124
20	Pakistan	10,046
	Others	174,176
	TOTAL	1,146,573



Top twenty source markets

01st January – 30th June 2026

