



**J  
U  
N  
E**



**2026**  
**WEEKLY**  
**TOURIST**  
**ARRIVALS**



**SUMMARY REPORT**

**Tourist arrivals from 01<sup>st</sup> to 21<sup>st</sup> June 2026**

	2018	2025	2026		
Month	Number of tourists	Number of tourists	Number of tourists	Percentage change (26/25)	Percentage change (26/18)
January	238,924	252,761	277,327	9.7	16.0
February	235,618	240,217	279,328	16.2	18.5
March	233,382	229,298	183,979	(19.7)	(21.2)
April	180,429	174,608	135,643	(22.3)	(24.8)
May	129,466	132,919	145,745	9.65	12.6
June	146,828	138,241	82,332		
July	217,829	200,244			
August	200,359	198,235			
September	149,087	158,971			
October	153,123	165,193			
November	195,582	212,906			
December	253,169	258,928			
<b>TOTAL</b>	<b>2,333,796</b>	<b>2,362,521</b>	<b>1,104,354</b>		



**Tourist arrivals  
01<sup>st</sup> to 21<sup>th</sup> June 2026  
82,332**



### Daily tourist arrivals, 01<sup>st</sup> to 21<sup>st</sup> June 2026

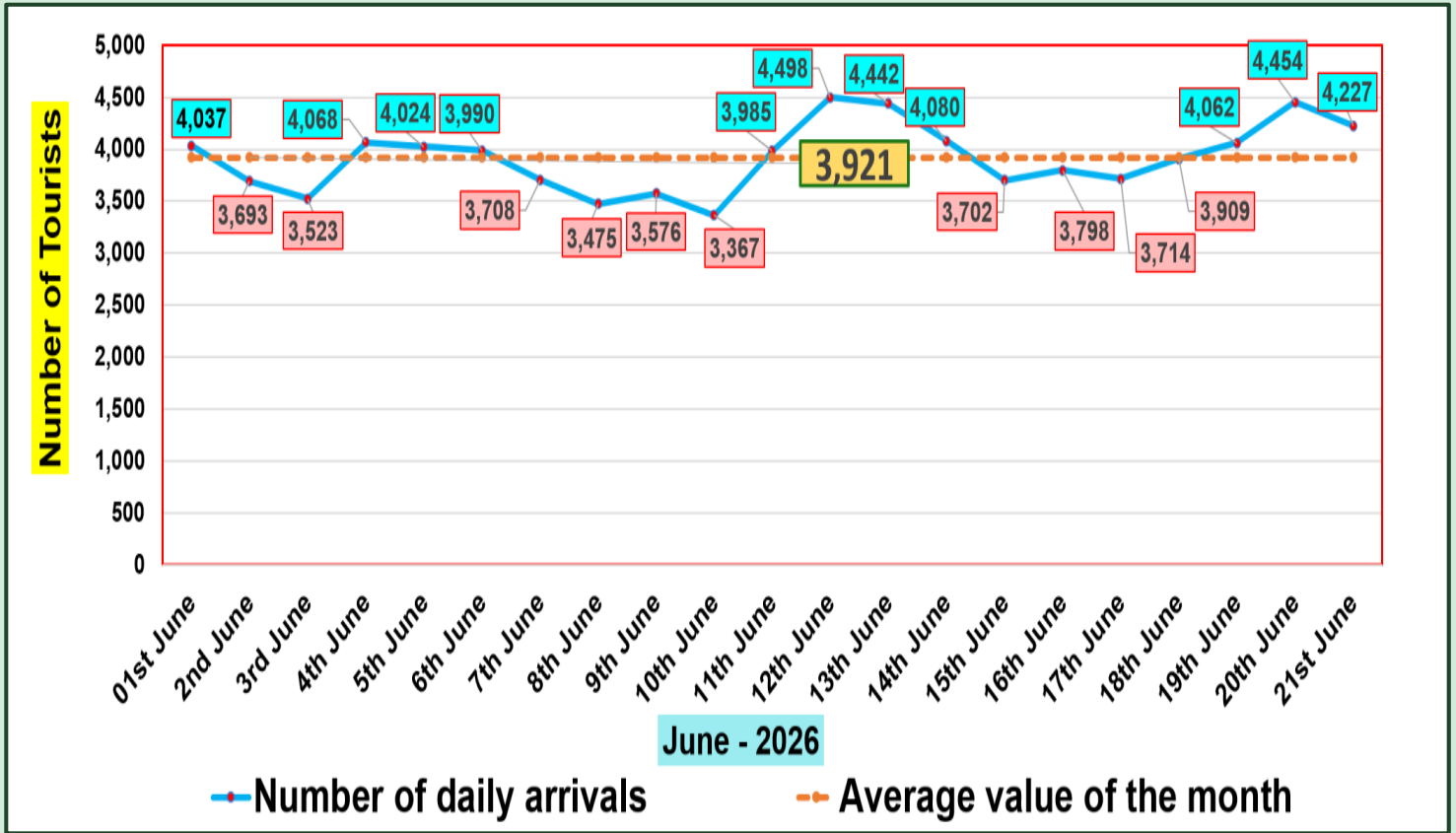
# June 2026

1 4,037	2 3,693	3 3,523	4 4,068	5 4,024	6 3,990	7 3,708	Total 1 <sup>st</sup> to 7 <sup>th</sup> 27,043	
8 3,475	9 3,576	10 3,367	11 3,985	12 4,498	13 4,442	14 4,080		Total 8 <sup>th</sup> to 14 <sup>th</sup> 27,423
15 3,702	16 3,798	17 3,714	18 3,909	19 4,062	20 4,454	21 4,227		Total 15 <sup>th</sup> to 21 <sup>st</sup> 27,866
22	23	24	25	26	27	28		
29	30	31						

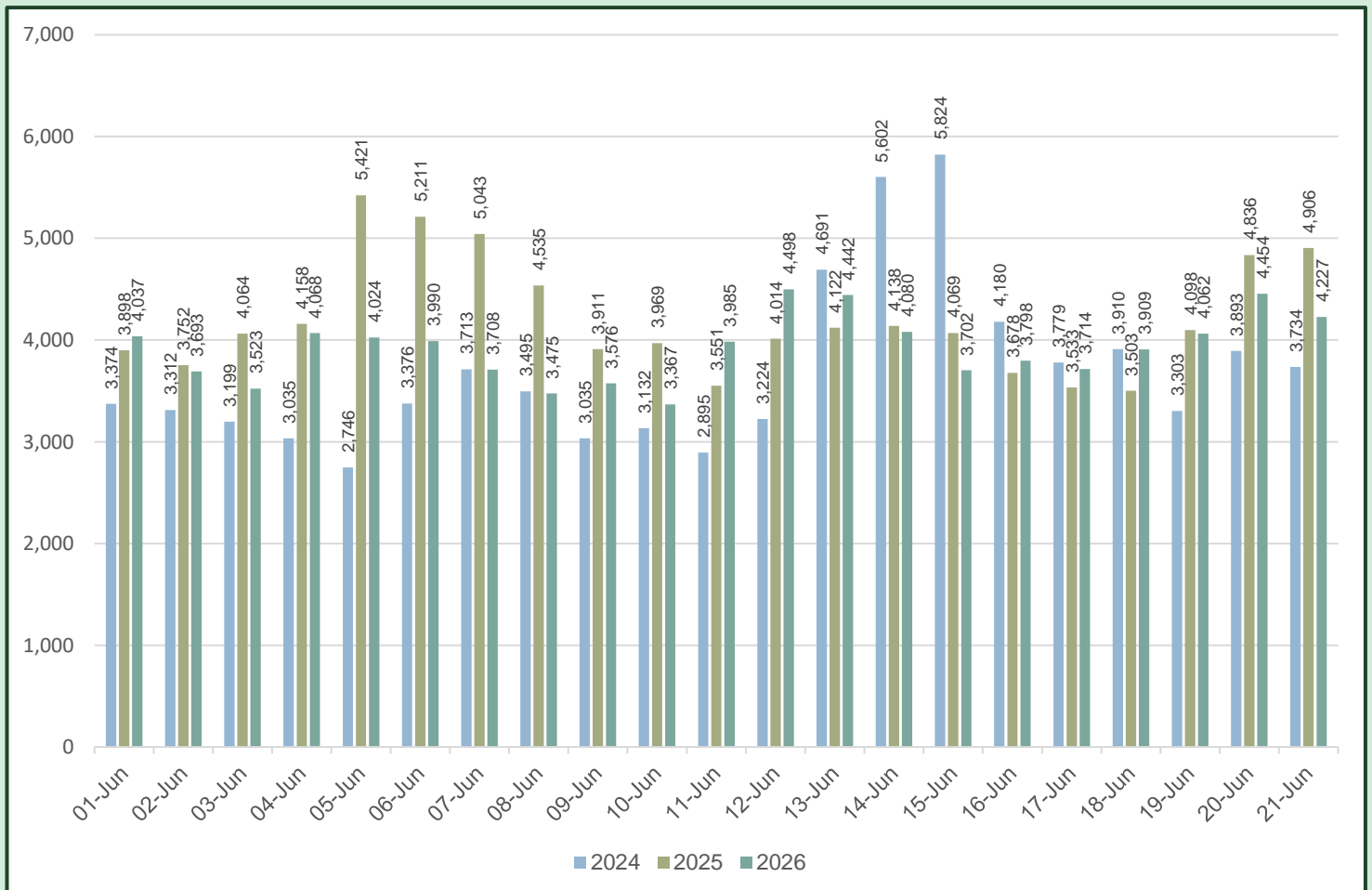




### Daily distribution of tourist arrivals, 01<sup>st</sup> to 21<sup>st</sup> June 2026

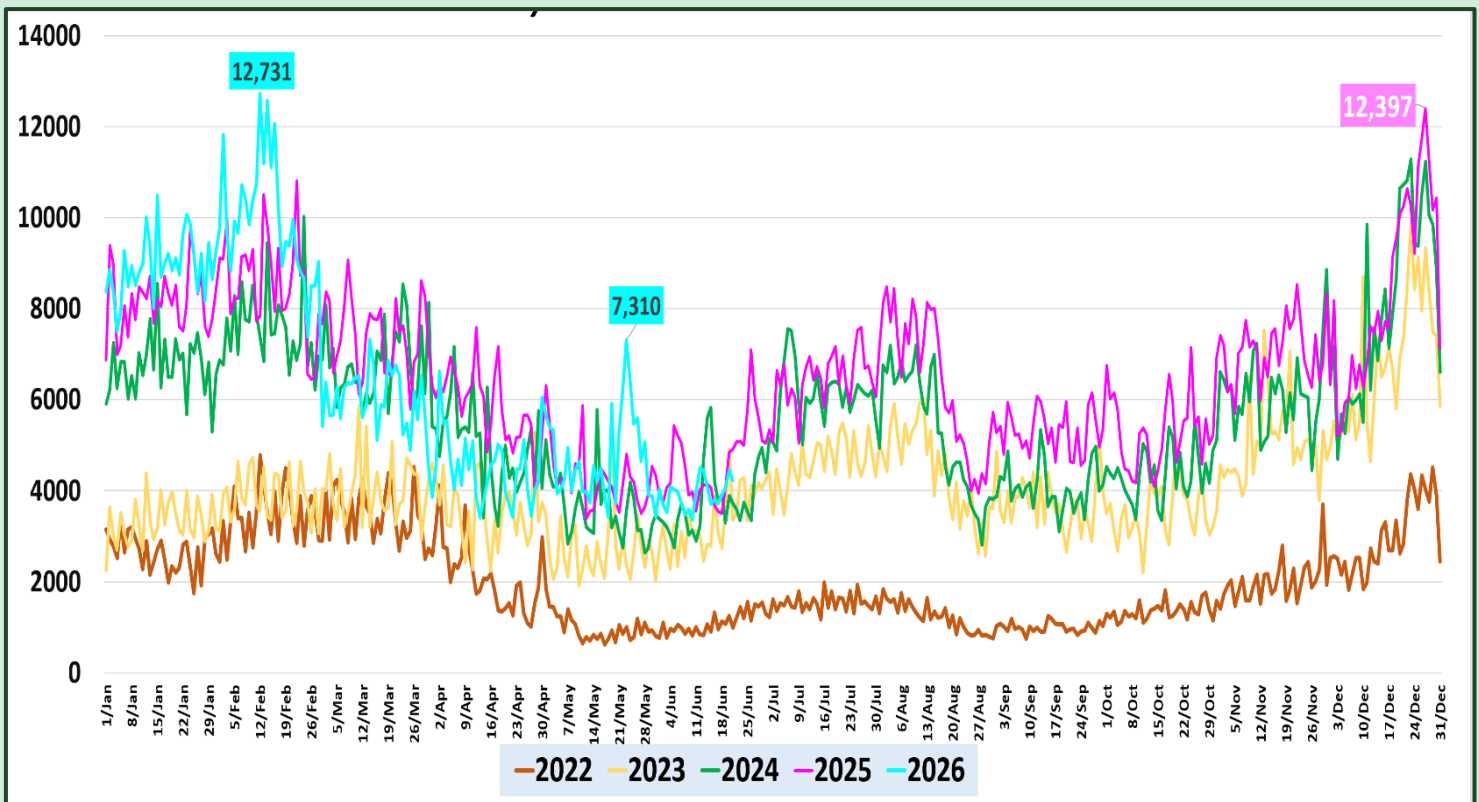


### Number of tourist arrivals, 2024, 2025 & 2026 (01<sup>st</sup> to 21<sup>st</sup> June)

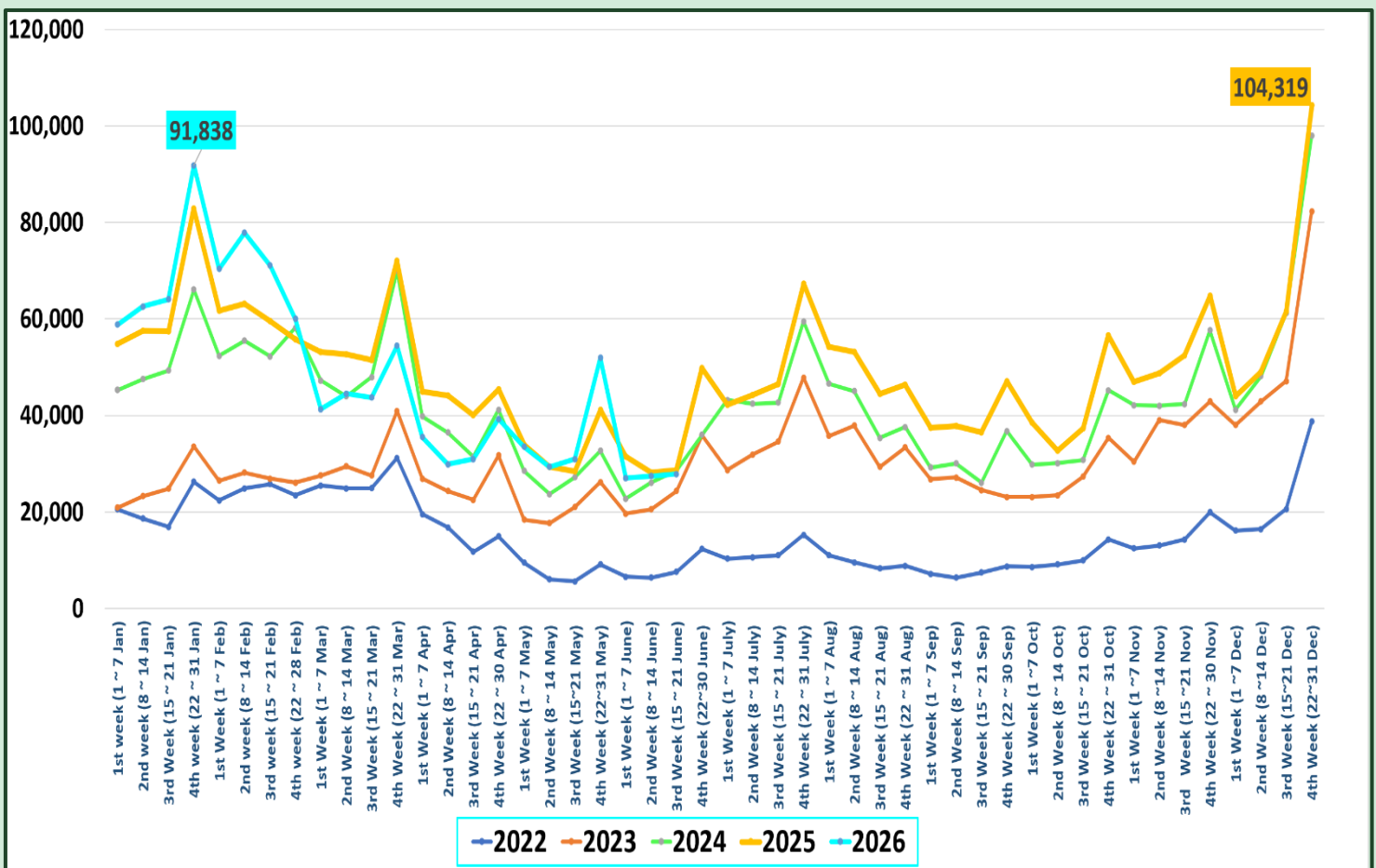














### Daily trend of tourist arrivals, 2022 – 2026



### Weekly distribution of tourist arrivals, 2022- 2026





Rank	Country	Number of tourists	Share %
1	 India	31,158	38.0%
2	 United Kingdom	6,658	8.0%
3	 China	5,178	6.0%
4	 Australia	4,954	6.0%
5	 Bangladesh	2,619	3.0%
6	 United States	2,458	3.0%
7	 Germany	2,269	3.0%
8	 France	2,181	3.0%
9	 Canada	2,140	3.0%
10	 Maldives	1,888	2.0%
	Other	20,829	25.0%
	<b>Total</b>	<b>82,332</b>	

# Top ten source markets

01<sup>st</sup> to 21<sup>st</sup> June 2026





Rank	Country	Number of tourists
1	India	281,418
2	United Kingdom	104,751
3	Russian Federation	76,963
4	China	73,125
5	Germany	68,292
6	Australia	53,680
7	France	51,416
8	United States	31,619
9	Poland	23,185
10	Bangladesh	21,489
11	Canada	21,060
12	Netherlands	20,948
13	Japan	18,413
14	Maldives	16,993
15	Italy	16,302
16	Switzerland	14,853
17	Malaysia	11,183
18	Spain	10,952
19	Israel	10,158
20	Denmark	9,442
	Others	168,112
	<b>TOTAL</b>	<b>1,104,354</b>



# Top twenty source markets

01<sup>st</sup> January – 21<sup>st</sup> June 2026

