



Weekly Tourist Arrivals Report 2025



MAY



SUMMARY REPORT

Tourist arrivals from 01st to 21st May 2025

	2018	2024	2025		
Month	Number of Tourists	Number of Tourists	Number of Tourists	Percentage Change (25/24)	Percentage Change (25/18)
January	238,924	208,253	252,761	21.4	5.8
February	235,618	218,350	240,217	10.0	1.9
March	233,382	209,181	229,298	9.62	(1.7)
April	180,429	148,867	174,608	17.3	(3.2)
May	129,466	112,128	91,785		
June	146,828	113,470			
July	217,829	187,810			
August	200,359	164,609			
September	149,087	122,140			
October	153,123	135,907			
November	195,582	184,158			
December	253,169	248,592			
TOTAL	2,333,796	2,053,465	988,669		



Tourist arrivals
01st to 21st May 2025

91,785



Daily tourist arrivals, 01st to 21st May 2025



M
A
Y

1 st 6,311	8 th 3,961	15 th 4,021	22 nd	29 th
2 nd 5,505	9 th 4,594	16 th 4,494	23 rd	30 th
3 rd 4,591	10 th 4,495	17 th 4,364	24 th	31 st
4 th 4,115	11 th 5,864	18 th 4,214	25 th	
5 th 4,246	12 th 3,377	19 th 4,071	26 th	
6 th 4,248	13 th 3,553	20 th 3,767	27 th	
7 th 4,895	14 th 3,573	21 st 3,526	28 th	

Total

1st to 7th
33,911

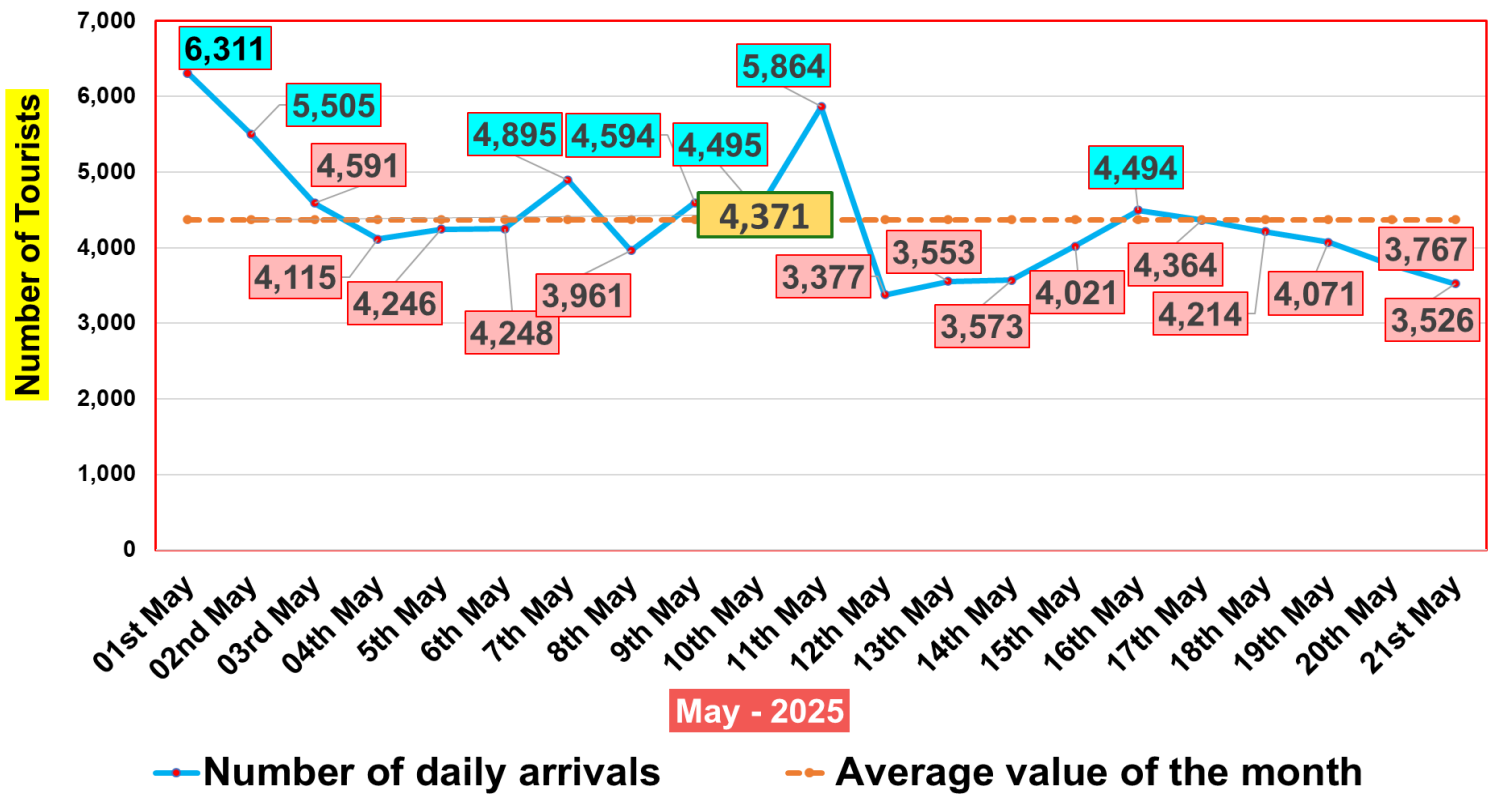
8th to 14th
29,417

15th to 21st
28,457

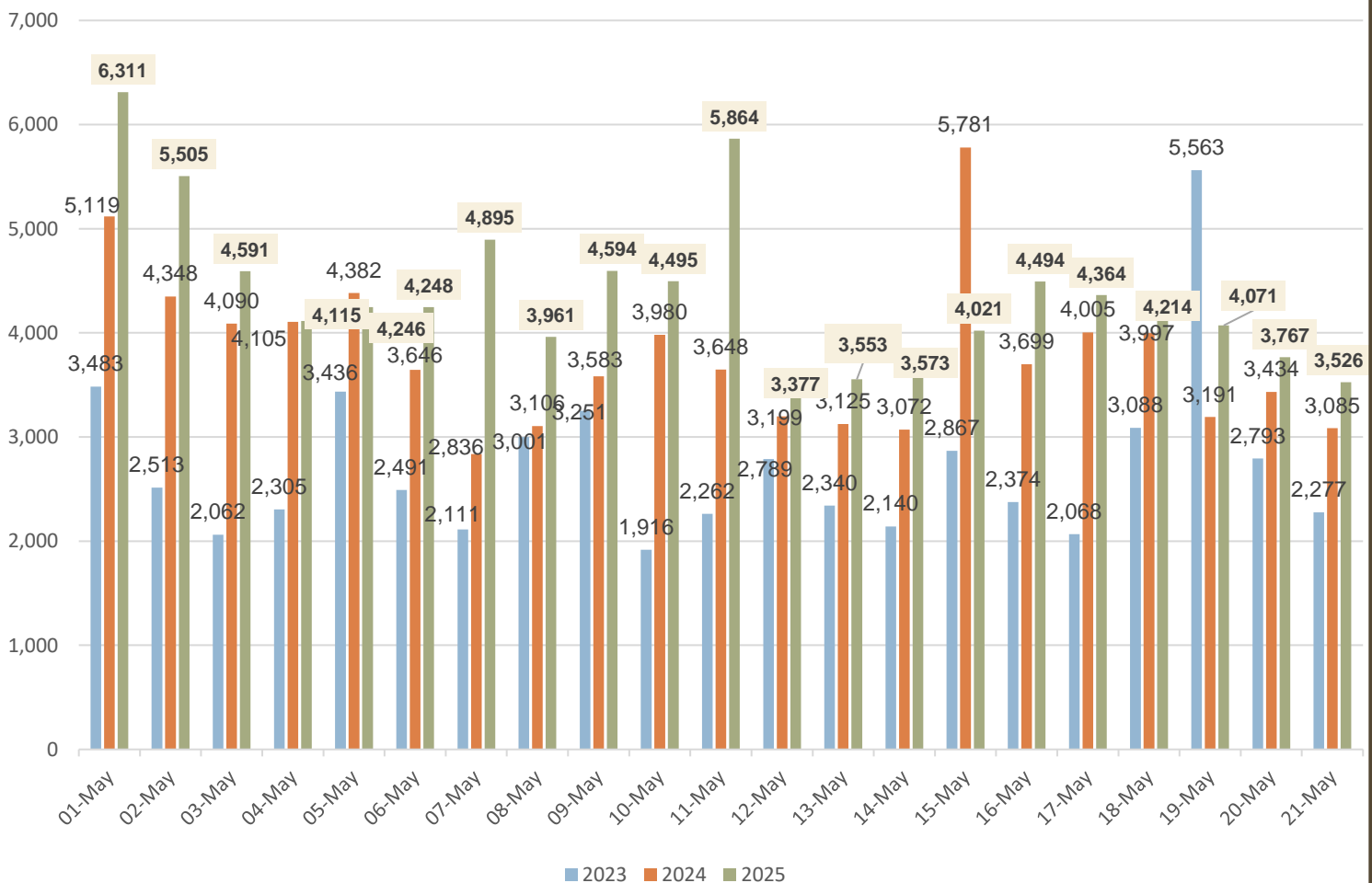




Daily distribution of tourist arrivals, 01st to 21st May 2025

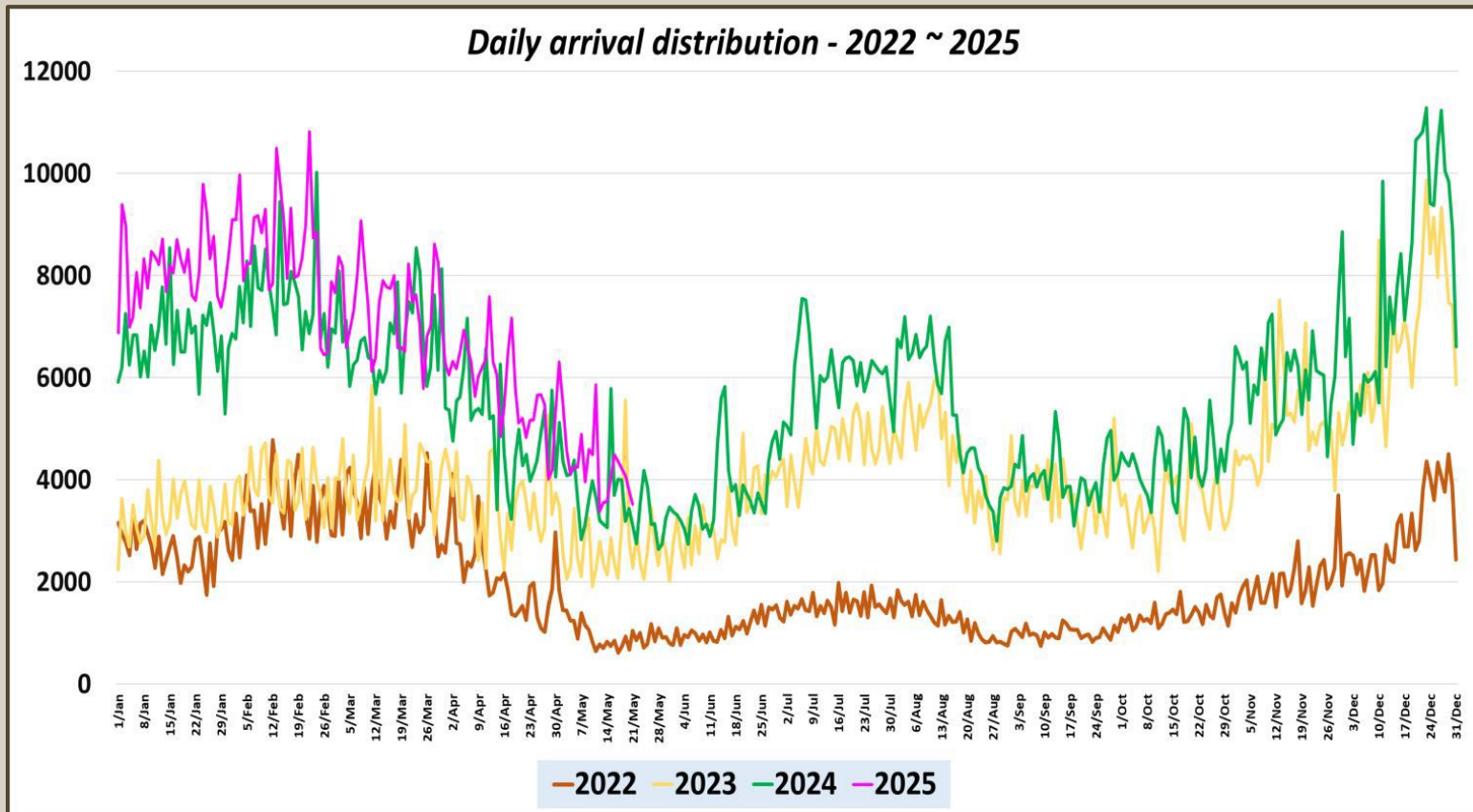


Number of tourist arrivals, 2023, 2024 & 2025 (01st to 21st May)

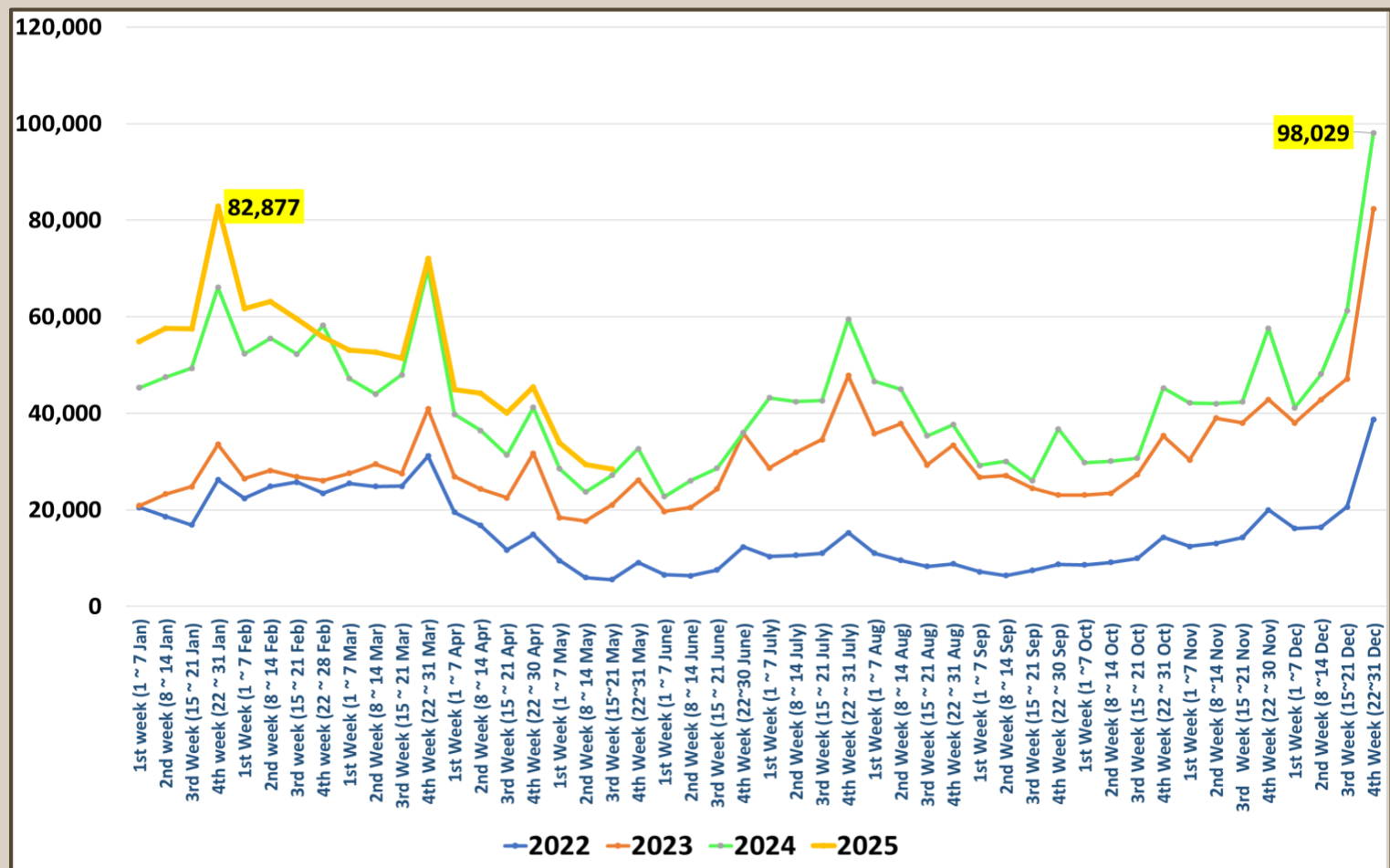




Daily trend of tourist arrivals, 2022 - 2025













Weekly distribution of tourist arrivals, 2022- 2025





Top ten source markets, 01st to 21st May 2025

Rank		Country	Number of Tourists	Share %
1		India	31,635	34.5%
2		United Kingdom	6,195	6.7%
3		China	6,043	6.6%
4		Germany	5,526	6.0%
5		Bangladesh	4,693	5.1%
6		Australia	4,204	4.6%
7		France	3,945	4.3%
8		Russian Federation	2,747	3.0%
9		United States	2,534	2.8%
10		Canada	2,365	2.6%
11		Other	21,898	23.9%
		Total	91,785	



Top twenty source markets, 01st January – 21st May 2025

Rank	Country	Number of tourists
1	India	188,694
2	Russian Federation	109,840
3	United Kingdom	93,248
4	Germany	67,381
5	France	55,587
6	China	54,223
7	Australia	42,301
8	United States	27,918
9	Bangladesh	24,722
10	Poland	24,720
11	Netherlands	22,842
12	Canada	18,830
13	Italy	17,011
14	Japan	13,814
15	Switzerland	13,536
16	Maldives	12,439
17	Spain	12,024
18	Israel	10,189
19	Czech Republic	9,908
20	Denmark	8,489
	Others	160,953
	TOTAL	988,669