



DECEMBER

2025

---

**WEEKLY TOURIST  
ARRIVALS**





SUMMARY REPORT

## Tourist arrivals from 01<sup>st</sup> to 21<sup>st</sup> December 2025

	2018	2024	2025		
Month	Number of tourists	Number of tourists	Number of tourists	Percentage change (25/24)	Percentage change (25/18)
January	238,924	208,253	252,761	21.4	5.8
February	235,618	218,350	240,217	10.0	1.9
March	233,382	209,181	229,298	9.6	(1.7)
April	180,429	148,867	174,608	17.3	(3.2)
May	129,466	112,128	132,919	18.5	2.7
June	146,828	113,470	138,241	21.8	(5.8)
July	217,829	187,810	200,244	6.6	(8.0)
August	200,359	164,609	198,235	20.4	(1.1)
September	149,087	122,140	158,971	30.2	6.6
October	153,123	135,907	165,193	21.5	7.8
November	195,582	184,158	212,906	15.6	8.9
December	253,169	248,592	154,609		
TOTAL	2,333,796	2,053,465	2,258,202		



**Tourist arrivals**  
**01<sup>st</sup> to 21<sup>st</sup> December 2025**

**154,609**

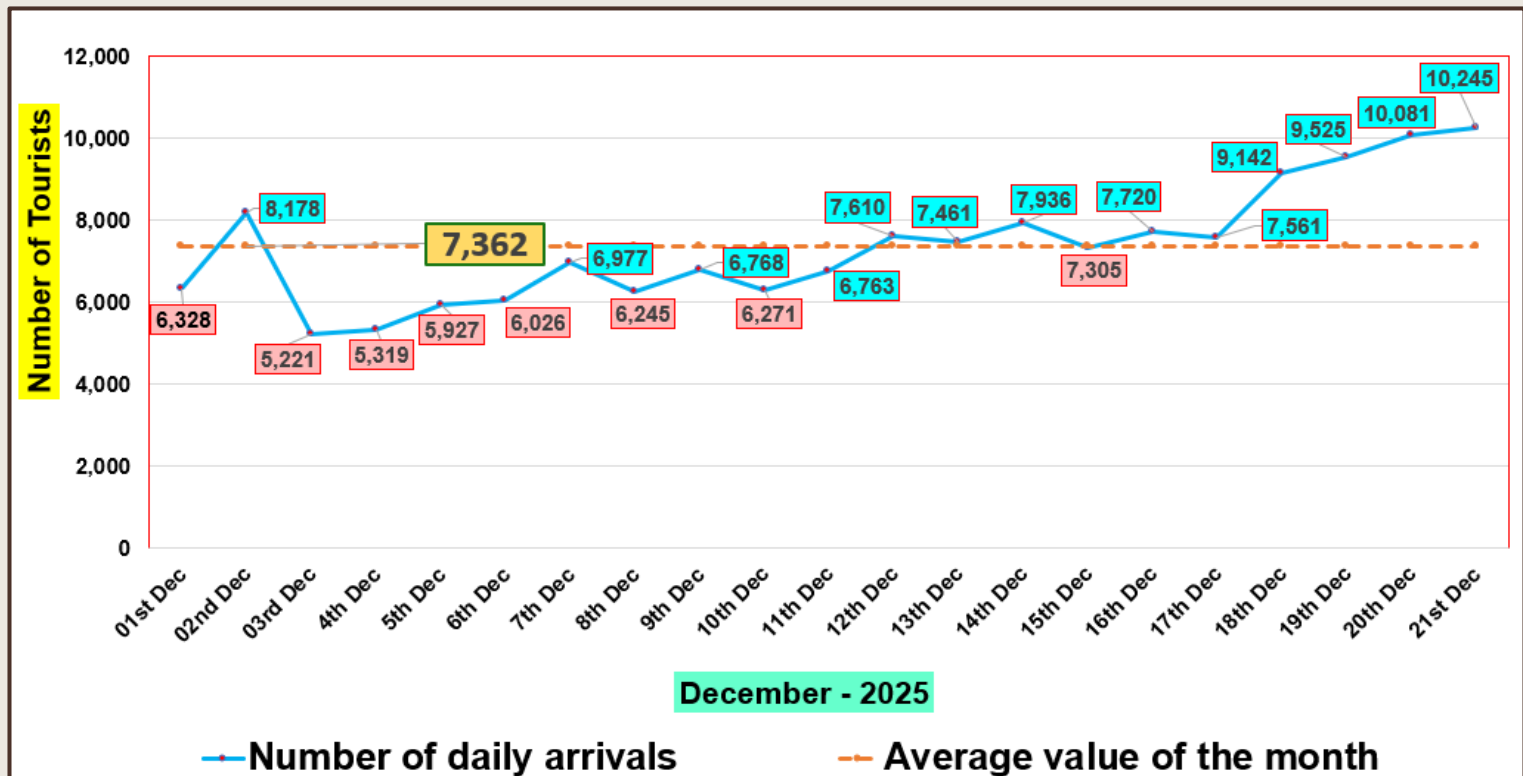


## Daily tourist arrivals, 01<sup>st</sup> to 21<sup>st</sup> December 2025

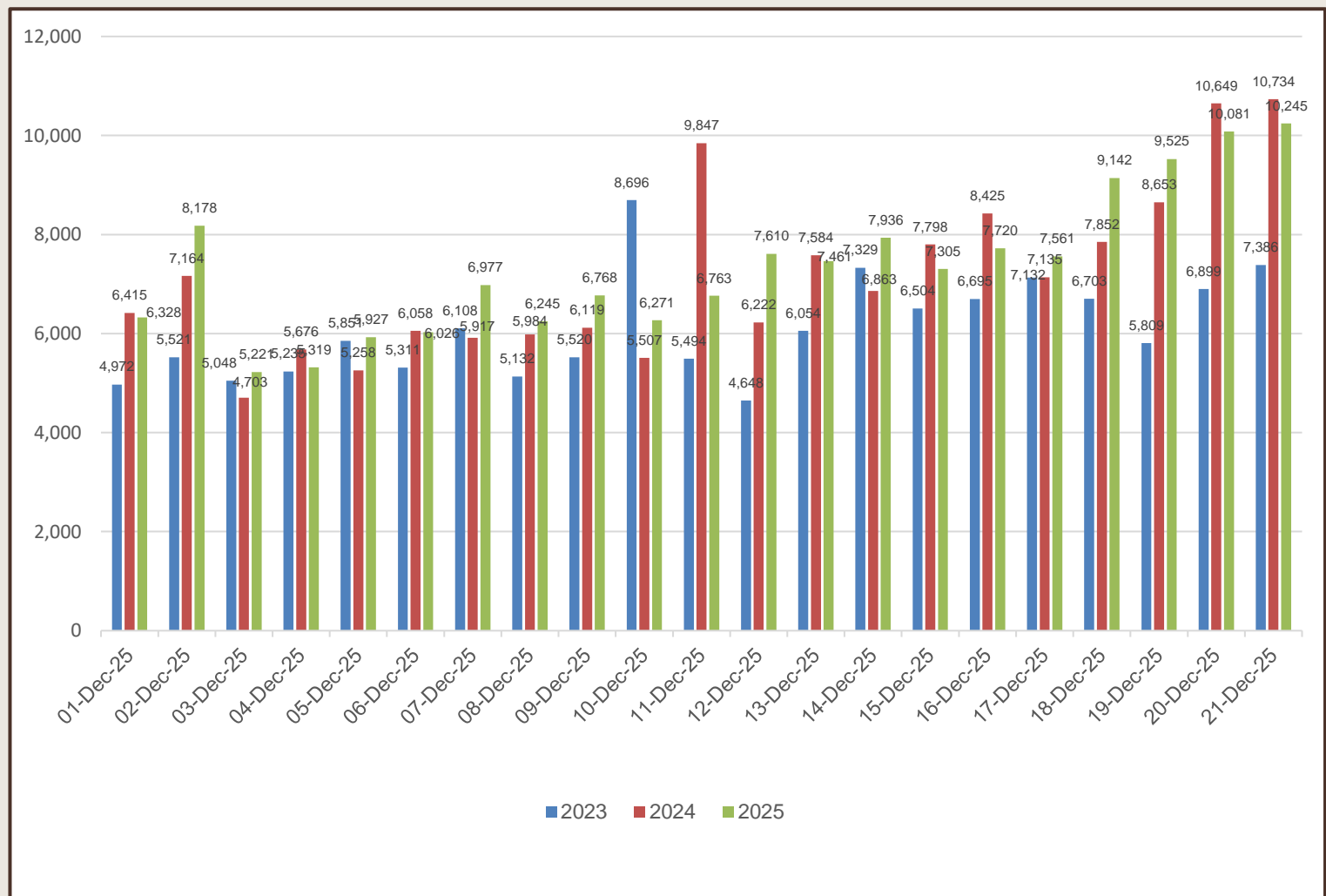




## Daily distribution of tourist arrivals, 01<sup>st</sup> to 21<sup>st</sup> December 2025

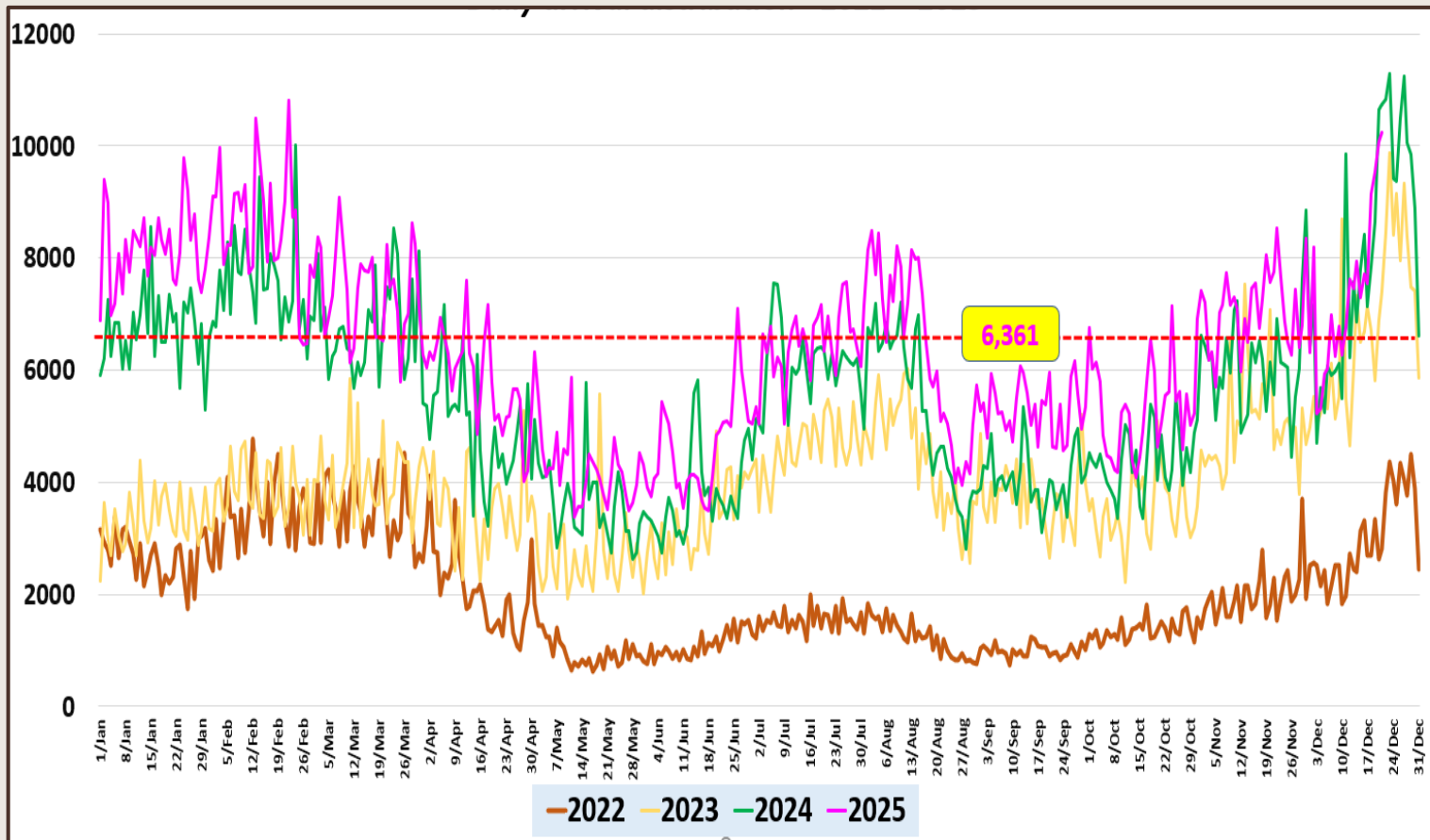


## Number of tourist arrivals, 2023, 2024 & 2025 (01<sup>st</sup> to 21<sup>st</sup> December)

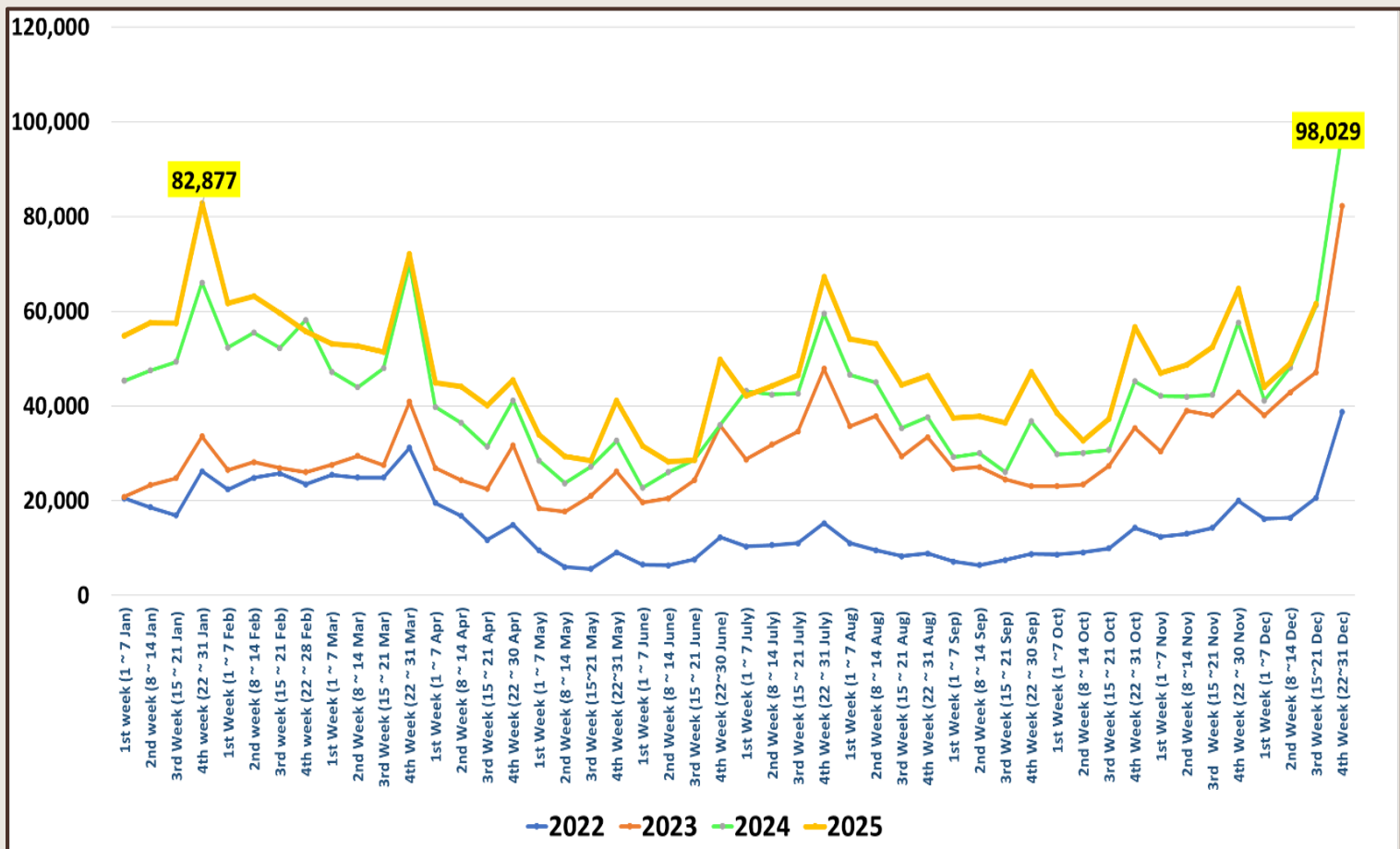




## Daily trend of tourist arrivals, 2022 - 2025













## Weekly distribution of tourist arrivals, 2022- 2025





## Top ten source markets, 01<sup>st</sup> to 21<sup>st</sup> December 2025

Rank		Country	Number of tourists	Share %
1		India	35,337	23.0%
2		Russian Federation	15,674	10.0%
3		United Kingdom	12,961	8.0%
4		Germany	10,682	7.0%
5		Australia	8,810	6.0%
6		China	7,732	5.0%
7		United States	5,018	3.0%
8		France	4,384	3.0%
9		Poland	3,578	2.0%
10		Netherlands	2,918	2.0%
11		Other	47,515	31.0%
		<b>Total</b>	<b>154,609</b>	



## Top twenty source markets, 01<sup>st</sup> January – 21<sup>st</sup> December 2025

Rank	Country	Number of tourists
1	India	510,133
2	United Kingdom	204,703
3	Russian Federation	174,267
4	Germany	141,941
5	China	129,403
6	France	106,155
7	Australia	103,477
8	Netherlands	62,507
9	United States	62,467
10	Bangladesh	57,912
11	Poland	46,697
12	Italy	46,450
13	Canada	44,813
14	Spain	44,591
15	Japan	35,392
16	Maldives	34,606
17	Switzerland	32,245
18	Israel	23,776
19	Malaysia	22,816
20	Pakistan	21,752
	Others	352,099
<b>TOTAL</b>		<b>2,258,202</b>