



WEEKLY TOURIST ARRIVALS

April
2026



SUMMARY REPORT

Tourist arrivals from 01st to 15th April 2026

	2018	2025	2026		
Month	Number of tourists	Number of tourists	Number of tourists	Percentage change (26/25)	Percentage change (26/18)
January	238,924	252,761	277,327	9.7	16.0
February	235,618	240,217	279,328	16.2	18.5
March	233,382	229,298	183,979	(19.7)	(21.2)
April	180,429	174,608	68,961		
May	129,466	132,919			
June	146,828	138,241			
July	217,829	200,244			
August	200,359	198,235			
September	149,087	158,971			
October	153,123	165,193			
November	195,582	212,906			
December	253,169	258,928			
TOTAL	2,333,796	2,362,521	809,595		



Tourist arrivals
01st to 15th April 2026
68,961



Daily tourist arrivals, 01st to 15th April 2026

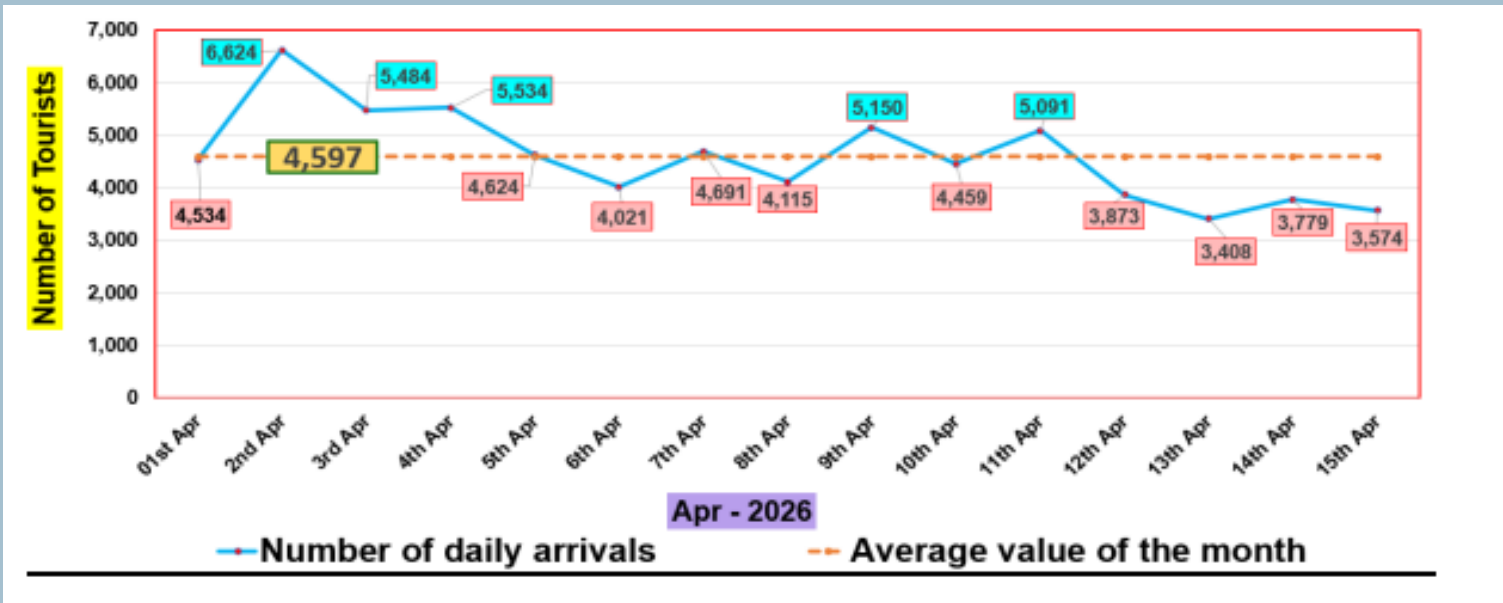
April 2026

1 4,534	2 6,624	3 5,484	4 5,534	5 4,624	6 4,021	7 4,691	Total 1 st to 7 th 35,512	
8 4,115	9 5,150	10 4,459	11 5,091	12 3,873	13 3,408	14 3,779		Total 8 th to 14 th 29,875
15 3,574	16	17	18	19	20	21		
22	23	24	25	27	26	28		
29	30	31						

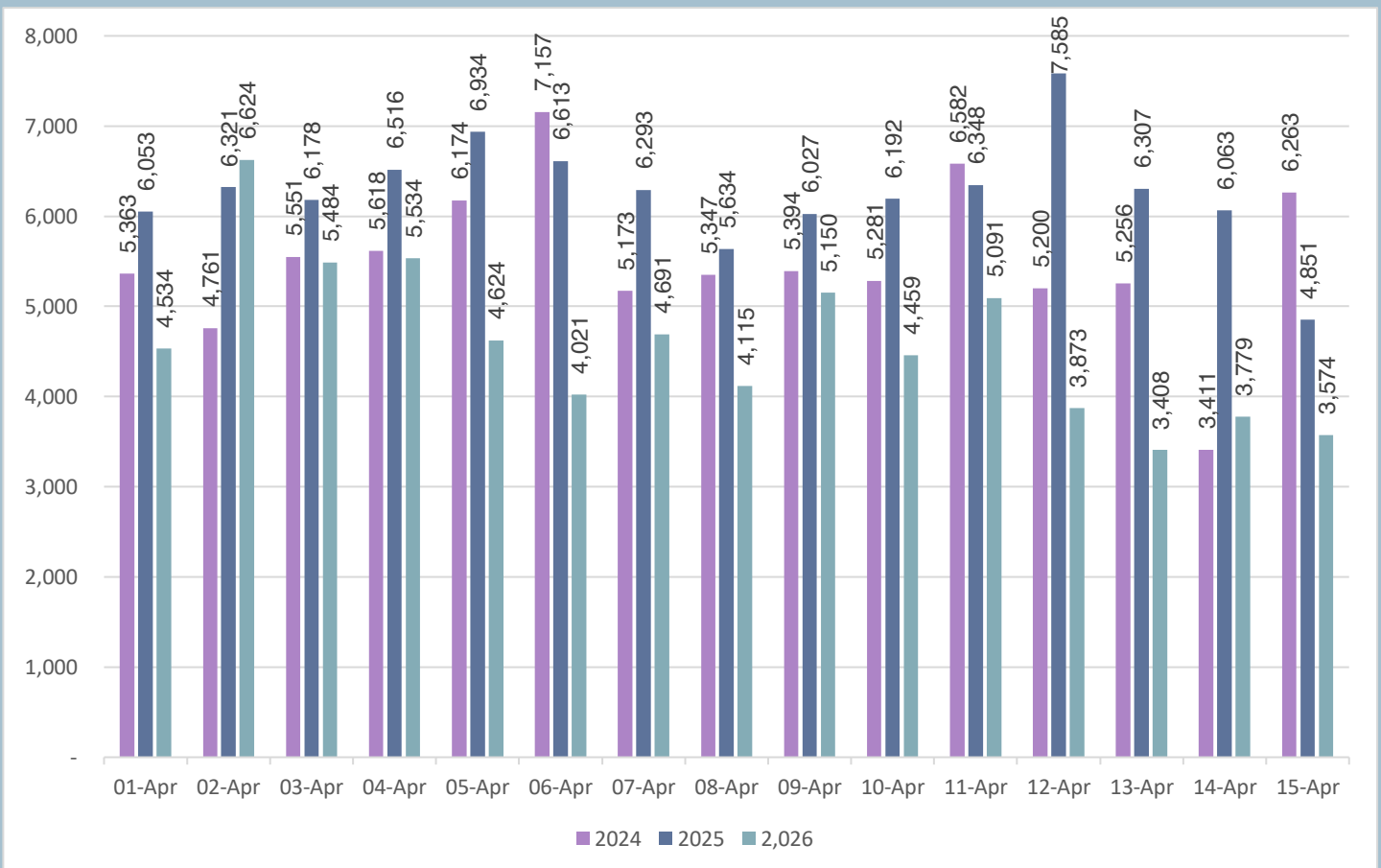




Daily distribution of tourist arrivals, 01st to 15th April 2026

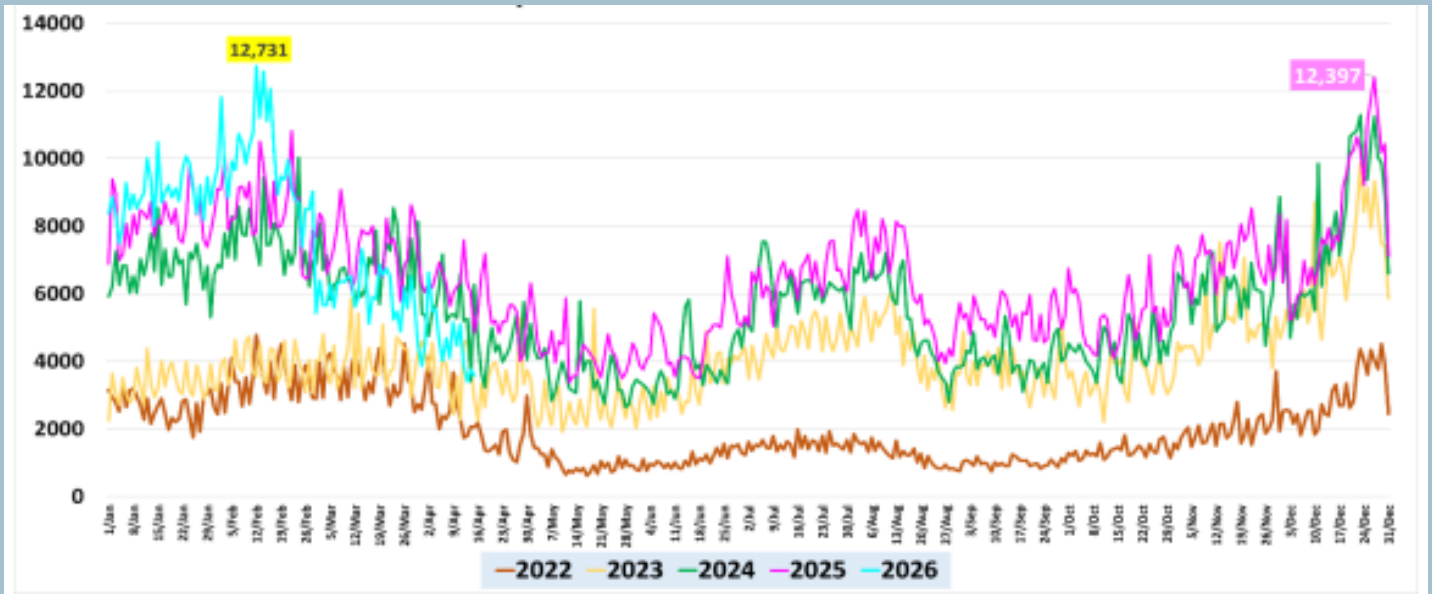


Number of tourist arrivals, 2024, 2025 & 2026 (01st to 15th April)

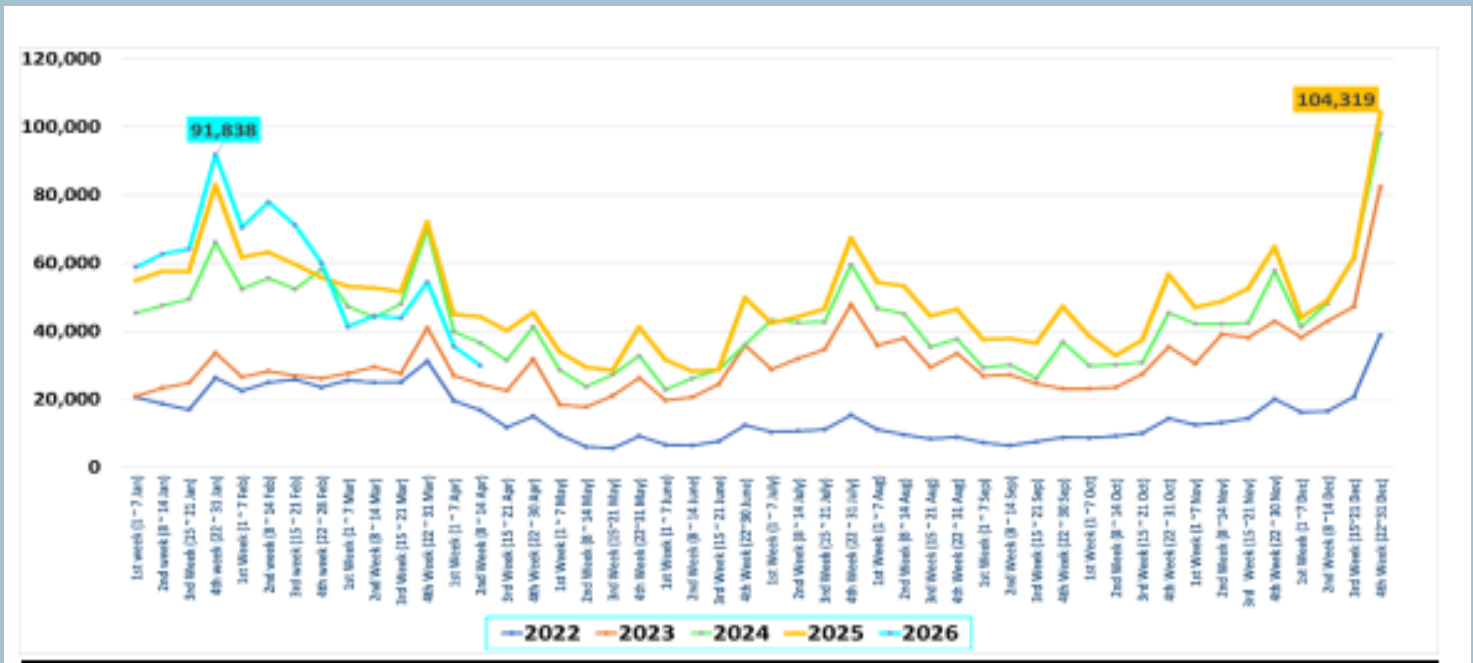






Daily trend of tourist arrivals, 2022 – 2026



Weekly distribution of tourist arrivals, 2022- 2026





Rank	Country	Number of tourists	Share %
1	 India	19,822	29.0%
2	 United Kingdom	6,328	9.0%
3	 Australia	6,223	9.0%
4	 China	5,100	7.0%
5	 Russian Federation	3,560	5.0%
6	 France	3,117	5.0%
7	 Germany	2,905	4.0%
8	 Bangladesh	2,041	3.0%
9	 United States	1,869	3.0%
10	 Switzerland	1,416	2.0%
	Other	16,580	24.0%
	Total	68,961	

Top ten source markets

01st to 15th April 2026





Rank	Country	Number of tourists
1	India	167,095
2	United Kingdom	84,748
3	Russian Federation	69,478
4	Germany	56,676
5	China	53,347
6	France	42,219
7	Australia	38,592
8	United States	22,832
9	Poland	22,148
10	Netherlands	16,639
11	Canada	14,891
12	Italy	13,404
13	Bangladesh	13,120
14	Japan	12,554
15	Switzerland	11,916
16	Maldives	9,425
17	Denmark	8,321
18	Czech Republic	8,313
19	Spain	8,073
20	Israel	7,838
	Others	127,966
	TOTAL	809,595



Top twenty source markets

01st January – 15th April 2026



Travel around the World