



DECEMBER

2025

---

WEEKLY TOURIST  
ARRIVALS





SUMMARY REPORT

## Tourist arrivals from 01<sup>st</sup> to 14<sup>th</sup> December 2025

	2018	2024	2025		
Month	Number of tourists	Number of tourists	Number of tourists	Percentage change (25/24)	Percentage change (25/18)
January	238,924	208,253	252,761	21.4	5.8
February	235,618	218,350	240,217	10.0	1.9
March	233,382	209,181	229,298	9.6	(1.7)
April	180,429	148,867	174,608	17.3	(3.2)
May	129,466	112,128	132,919	18.5	2.7
June	146,828	113,470	138,241	21.8	(5.8)
July	217,829	187,810	200,244	6.6	(8.0)
August	200,359	164,609	198,235	20.4	(1.1)
September	149,087	122,140	158,971	30.2	6.6
October	153,123	135,907	165,193	21.5	7.8
November	195,582	184,158	212,906	15.6	8.9
December	253,169	248,592	93,031		
TOTAL	2,333,796	2,053,465	2,196,624		

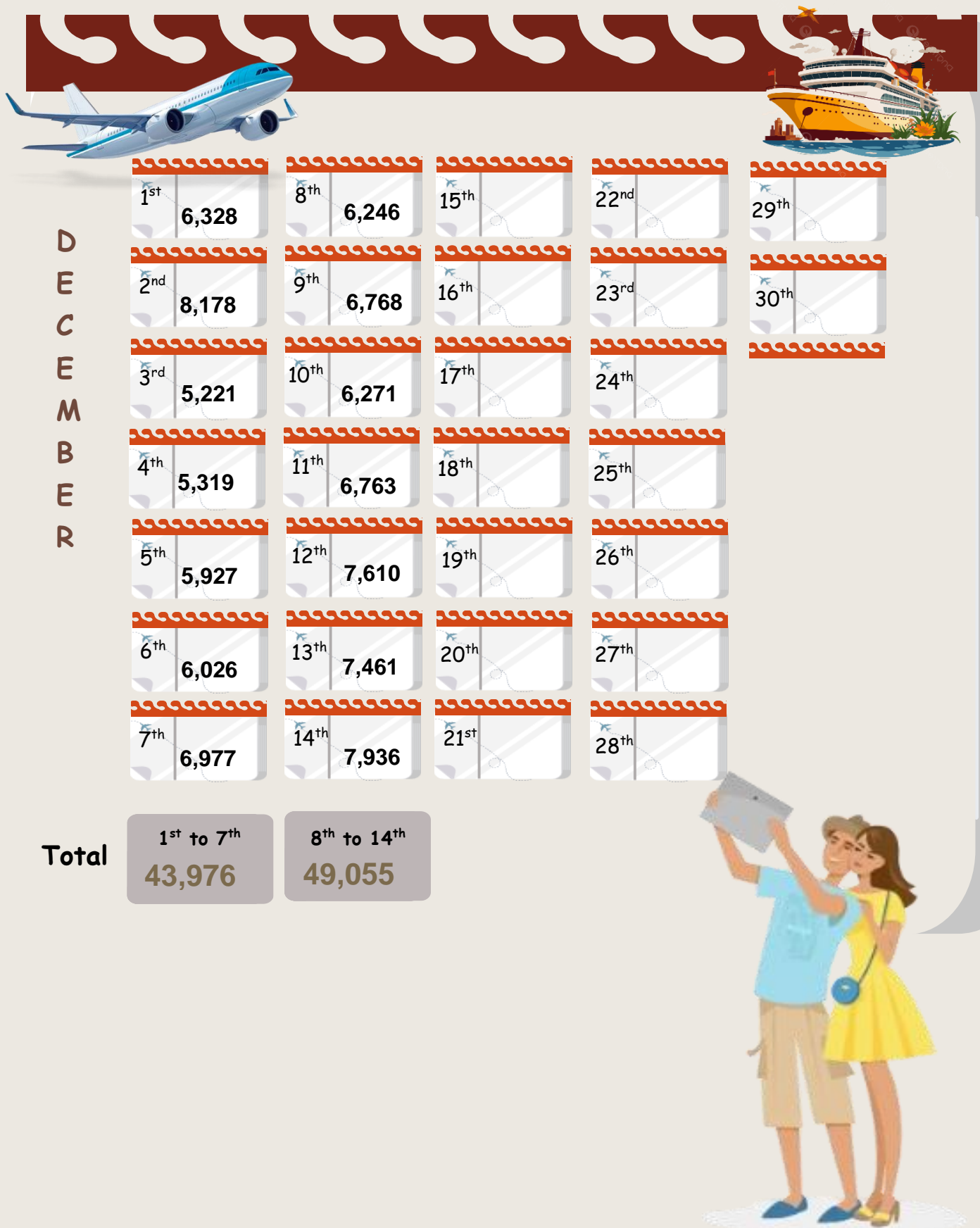


**Tourist arrivals**  
**01<sup>st</sup> to 14<sup>th</sup> December 2025**

**93,031**

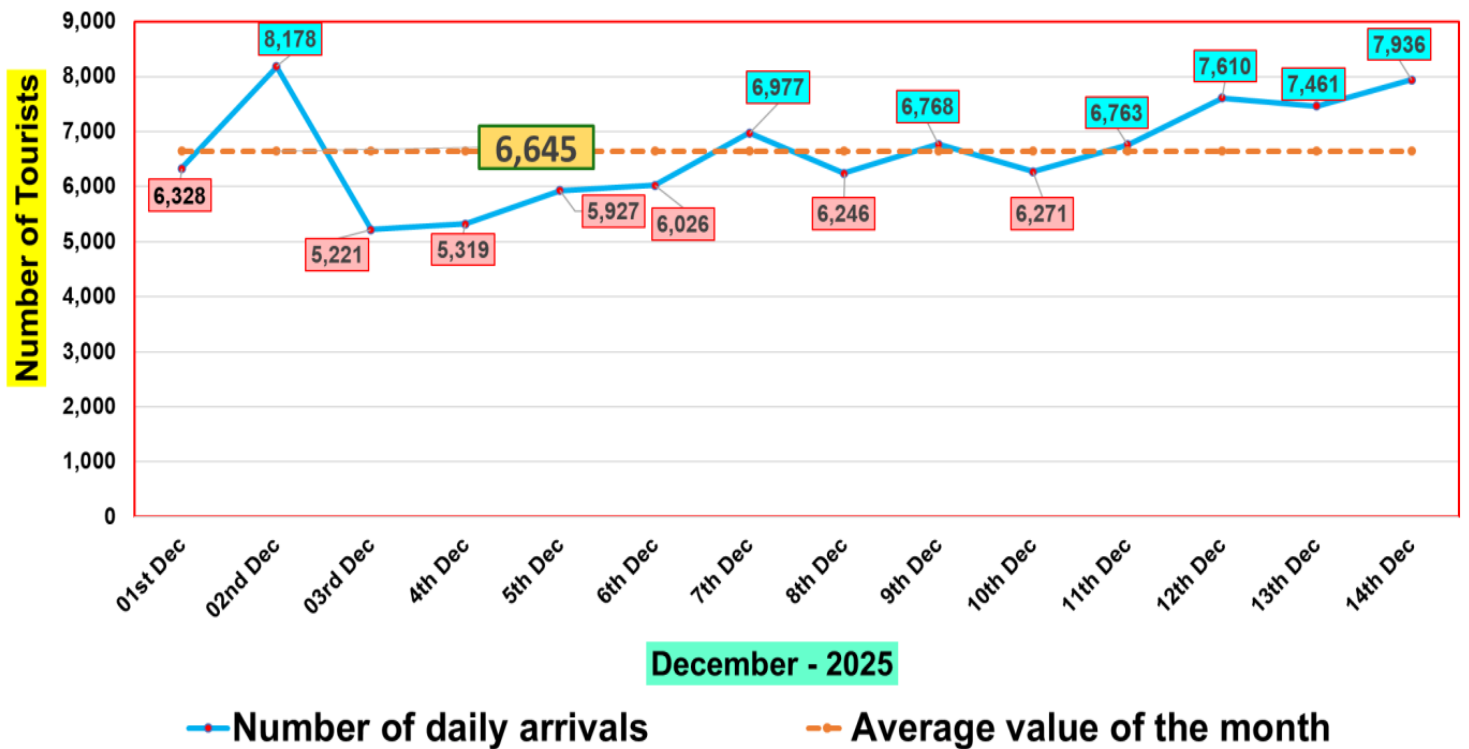


## Daily tourist arrivals, 01<sup>st</sup> to 14<sup>th</sup> December 2025

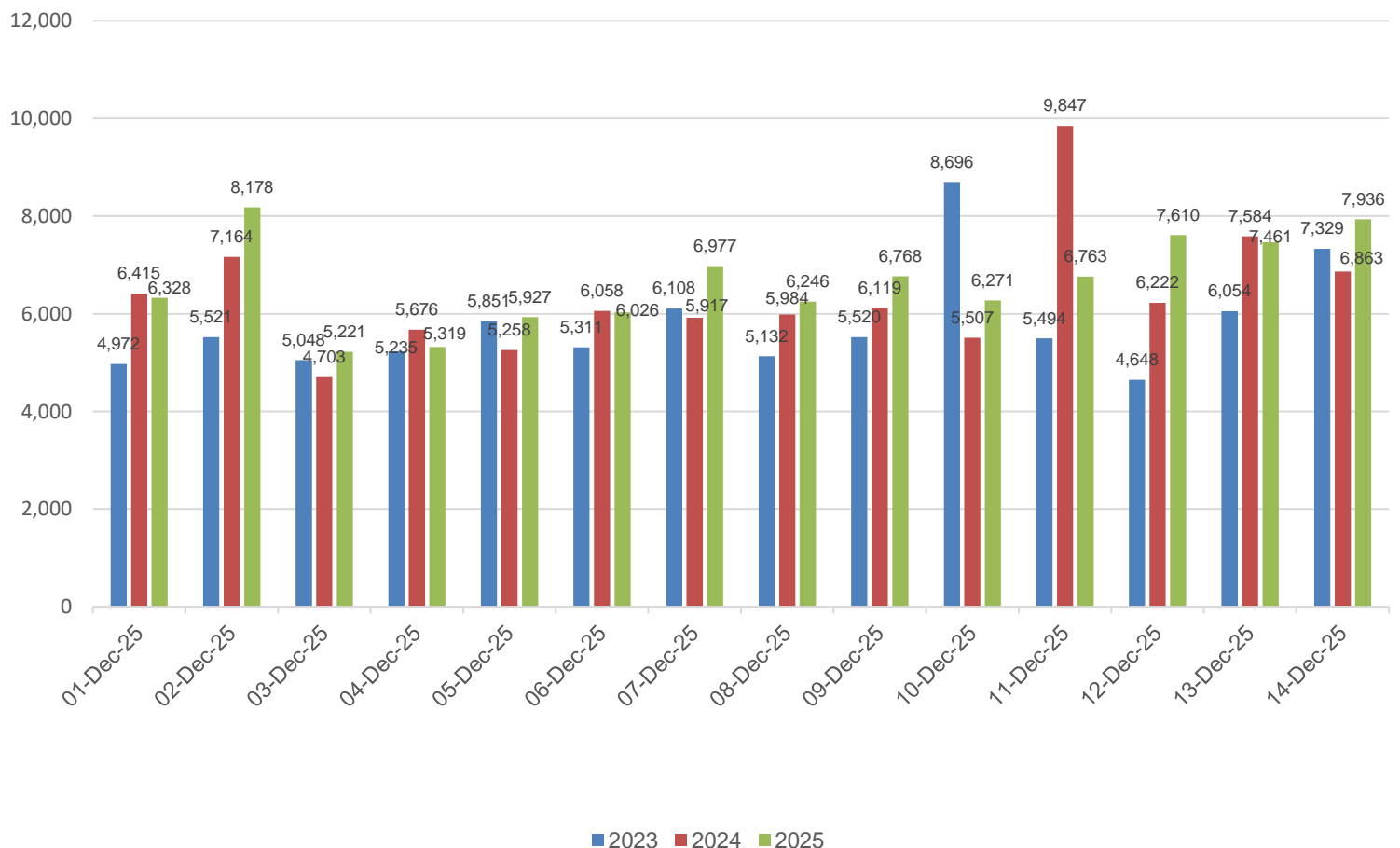




## Daily distribution of tourist arrivals, 01<sup>st</sup> to 14<sup>th</sup> December 2025

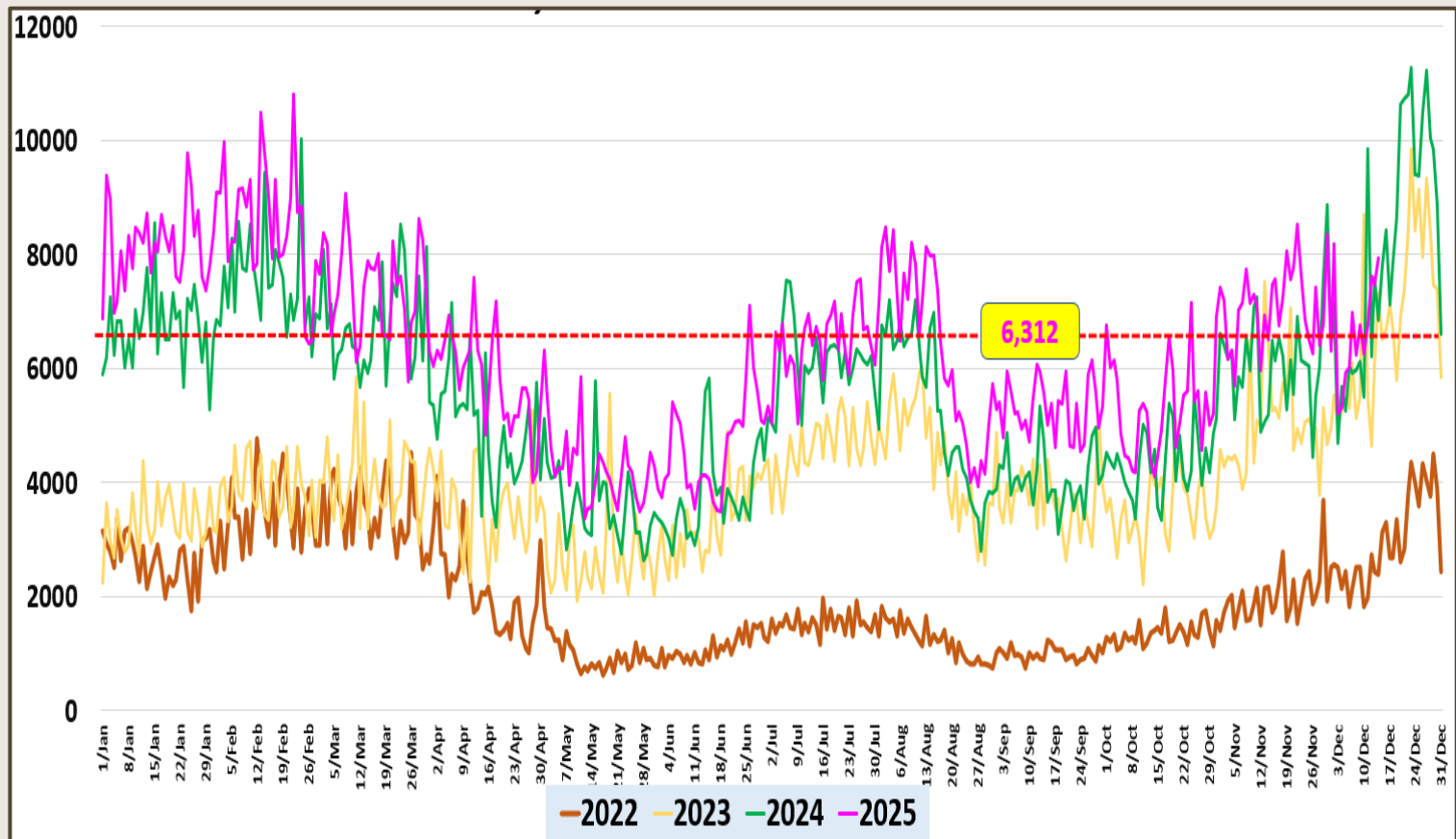


## Number of tourist arrivals, 2023, 2024 & 2025 (01<sup>st</sup> to 14<sup>th</sup> December)

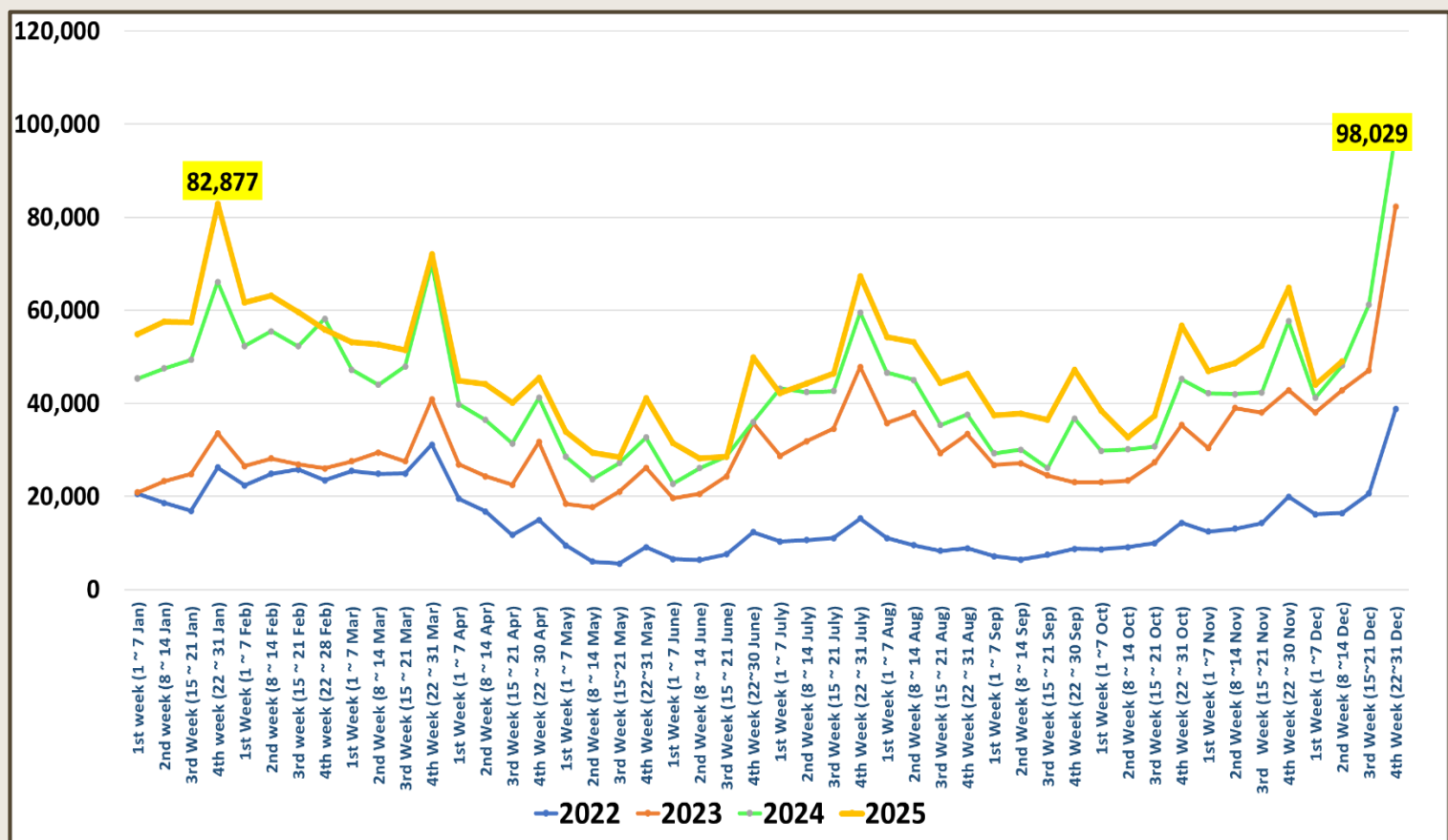




## Daily trend of tourist arrivals, 2022 - 2025













## Weekly distribution of tourist arrivals, 2022- 2025





## Top ten source markets, 01<sup>st</sup> to 14<sup>th</sup> December 2025

Rank		Country	Number of tourists	Share %
1		India	21,156	23.0%
2		Russian Federation	10,023	11.0%
3		United Kingdom	7,312	8.0%
4		Germany	6,860	7.0%
5		China	5,402	6.0%
6		Australia	5,041	5.0%
7		Poland	2,740	3.0%
8		United States	2,661	3.0%
9		France	2,649	3.0%
10		Israel	1,971	2.0%
11		Other	27,216	29.0%
		<b>Total</b>	<b>93,031</b>	



## Top twenty source markets, 01<sup>st</sup> January – 14<sup>th</sup> December 2025

Rank	Country	Number of tourists
1	India	495,952
2	United Kingdom	199,054
3	Russian Federation	168,616
4	Germany	138,119
5	China	127,073
6	France	104,420
7	Australia	99,708
8	Netherlands	61,229
9	United States	60,110
10	Bangladesh	56,754
11	Poland	45,859
12	Italy	45,289
13	Spain	44,114
14	Canada	43,771
15	Japan	34,809
16	Maldives	34,106
17	Switzerland	31,333
18	Israel	23,047
19	Malaysia	22,230
20	Pakistan	21,313
	Others	339,718
<b>TOTAL</b>		<b>2,196,624</b>