

SEPTEMBER

WEEKLY TOURIST ARRIVALS



2 0 2 5



SUMMARY REPORT

Tourist arrivals from 01st to 10th September 2025

	2018	2024	2025		
Month	Number of tourists	Number of tourists	Number of tourists	Percentage change (25/24)	Percentage change (25/18)
January	238,924	208,253	252,761	21.4	5.8
February	235,618	218,350	240,217	10.0	1.9
March	233,382	209,181	229,298	9.62	(1.7)
April	180,429	148,867	174,608	17.3	(3.2)
May	129,466	112,128	132,919	18.5	2.7
June	146,828	113,470	138,241	21.8	(5.8)
July	217,829	187,810	200,244	6.6	(8.0)
August	200,359	164,609	198,235	20.4	(1.1)
September	149,087	122,140	52,246		
October	153,123	135,907			
November	195,582	184,158			
December	253,169	248,592			
TOTAL	2,333,796	2,053,465	1,618,769		

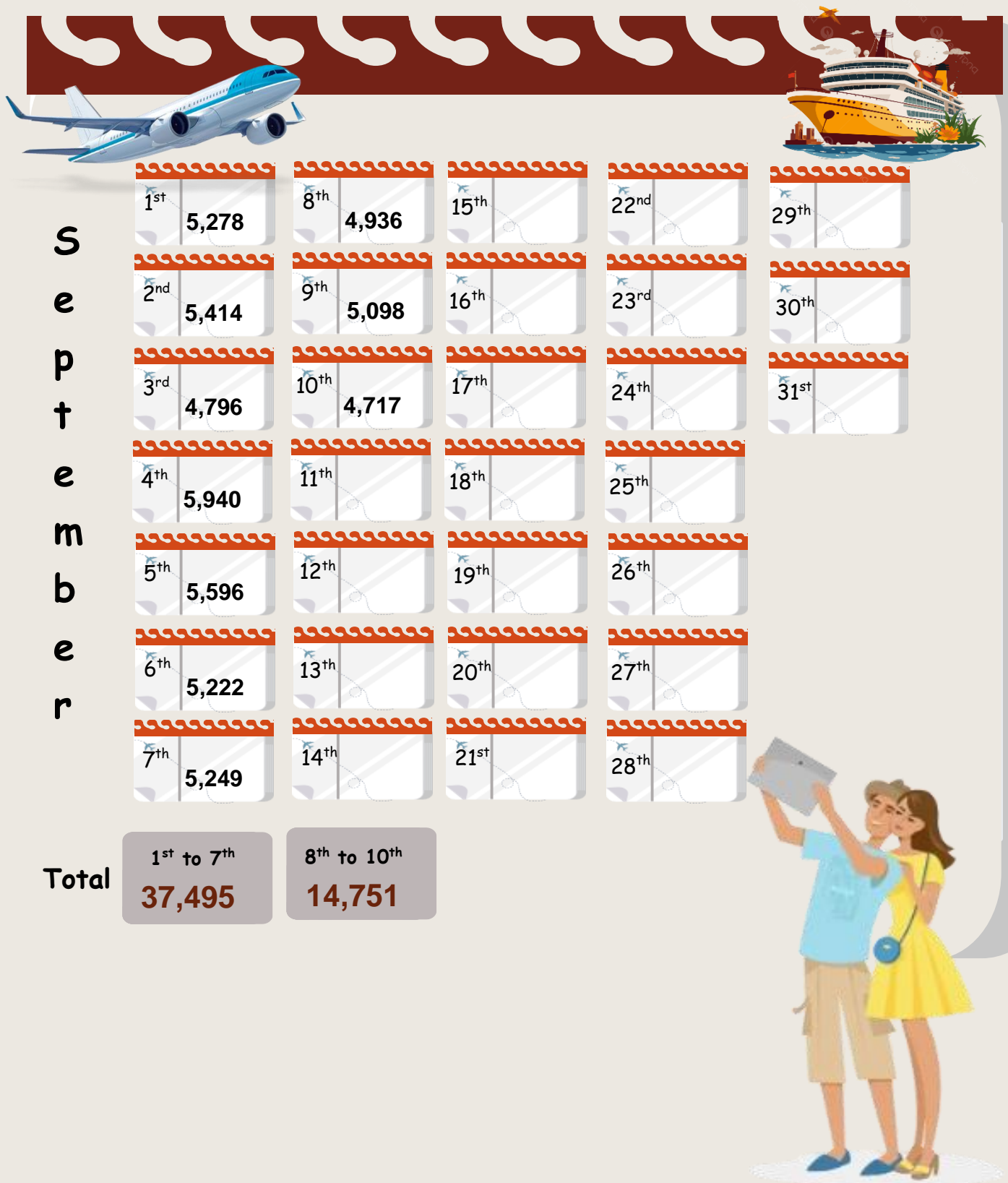


Tourist arrivals
01st to 10th September 2025

52,246

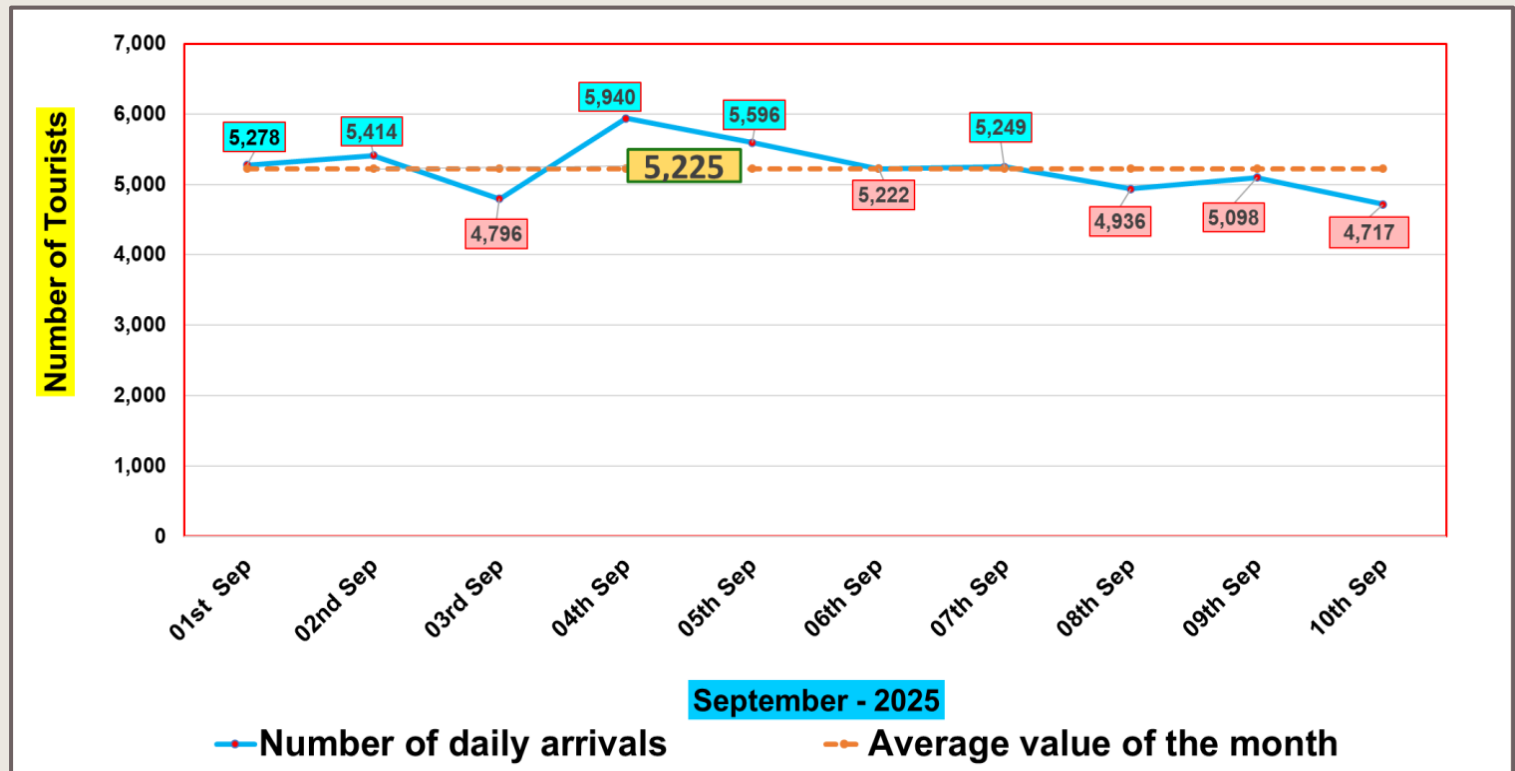


Daily tourist arrivals, 01st to 10th September 2025





Daily distribution of tourist arrivals, 01st to 10th September 2025

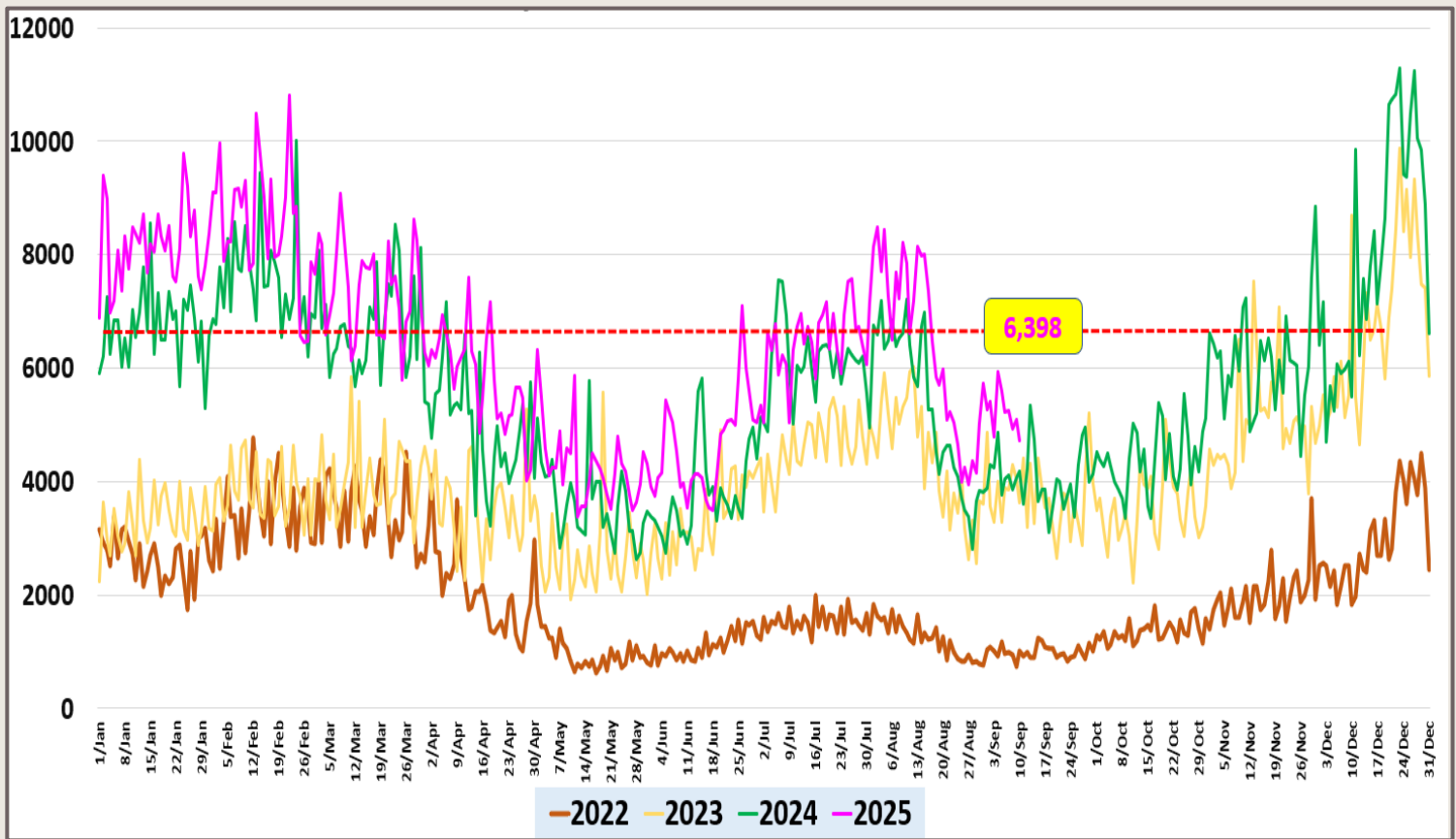


Number of tourist arrivals, 2023, 2024 & 2025 (01st to 10th September)

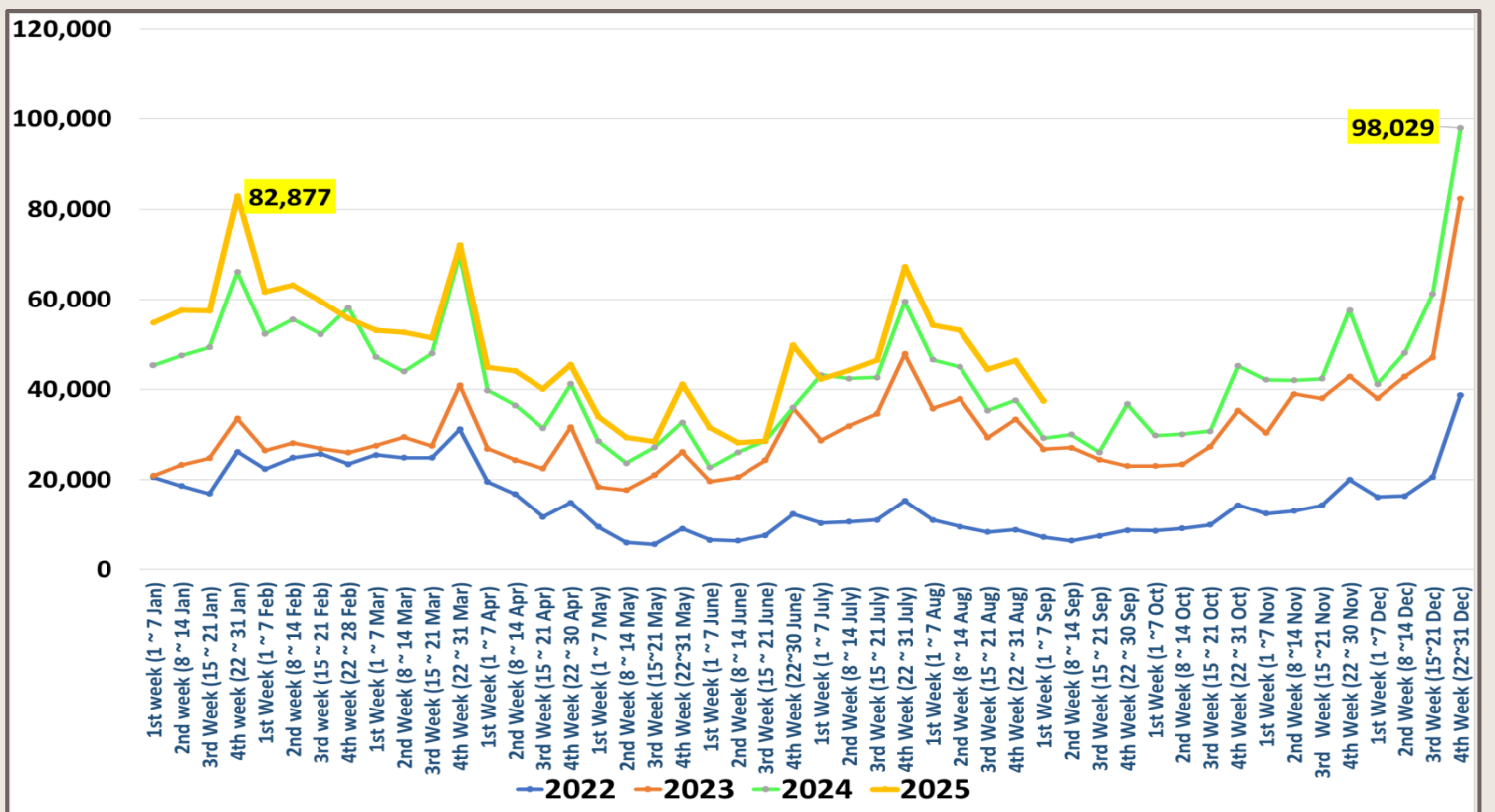




Daily trend of tourist arrivals, 2022 - 2025













Weekly distribution of tourist arrivals, 2022- 2025





Top ten source markets, 01st to 10th September 2025

Rank		Country	Number of tourists	Share %
1		India	14,300	27.4%
2		United Kingdom	4,092	7.8%
3		Germany	3,488	6.7%
4		China	2,796	5.4%
5		Australia	2,603	5.0%
6		Netherlands	1,984	3.8%
7		Spain	1,975	3.8%
8		France	1,898	3.6%
9		United States	1,584	3.0%
10		Bangladesh	1,537	2.9%
11		Other	15,989	30.6%
		Total	52,246	



Top twenty source markets, 01st January – 10th September 2025

Rank	Country	Number of tourists
1	India	339,895
2	United Kingdom	155,233
3	Russian Federation	119,882
4	Germany	101,132
5	China	93,859
6	France	84,909
7	Australia	70,878
8	Netherlands	49,761
9	United States	46,189
10	Bangladesh	42,022
11	Italy	37,660
12	Canada	34,827
13	Poland	33,847
14	Spain	31,570
15	Japan	26,022
16	Maldives	25,161
17	Switzerland	23,261
18	Pakistan	16,284
19	Belgium	16,262
20	Israel	16,107
	Others	254,008
TOTAL		1,618,769