



**M
A
Y**



WEEKLY TOURIST ARRIVALS 2026



SUMMARY REPORT

Tourist arrivals from 01st to 10th May 2026

	2018	2025	2026		
Month	Number of tourists	Number of tourists	Number of tourists	Percentage change (26/25)	Percentage change (26/18)
January	238,924	252,761	277,327	9.7	16.0
February	235,618	240,217	279,328	16.2	18.5
March	233,382	229,298	183,979	(19.7)	(21.2)
April	180,429	174,608	135,643	(22.3)	(24.8)
May	129,466	132,919	46,606		
June	146,828	138,241			
July	217,829	200,244			
August	200,359	198,235			
September	149,087	158,971			
October	153,123	165,193			
November	195,582	212,906			
December	253,169	258,928			
TOTAL	2,333,796	2,362,521	922,883		



**Tourist arrivals
01st to 10th May 2026
46,606**



Daily tourist arrivals, 01st to 10th May 2026

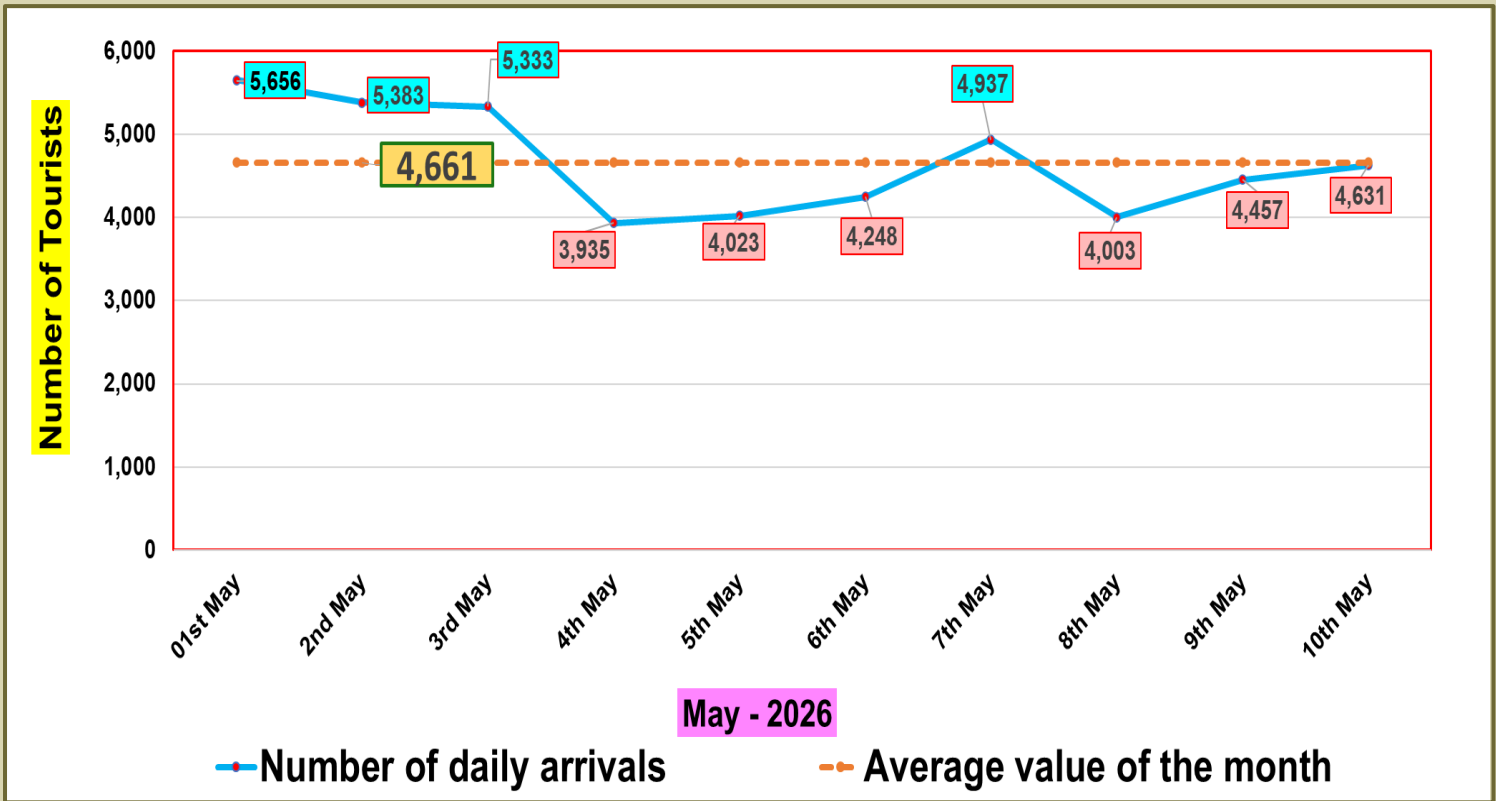
May 2026

1 5,656	2 5,383	3 5,333	4 3,935	5 4,023	6 4,248	7 4,937	Total 1 st to 7 th 33,515
8 4,003	9 4,457	10 4,631	11	12	13	14	
15	16	17	18	19	20	21	
22	23	24	25	26	27	28	
29	30	31					

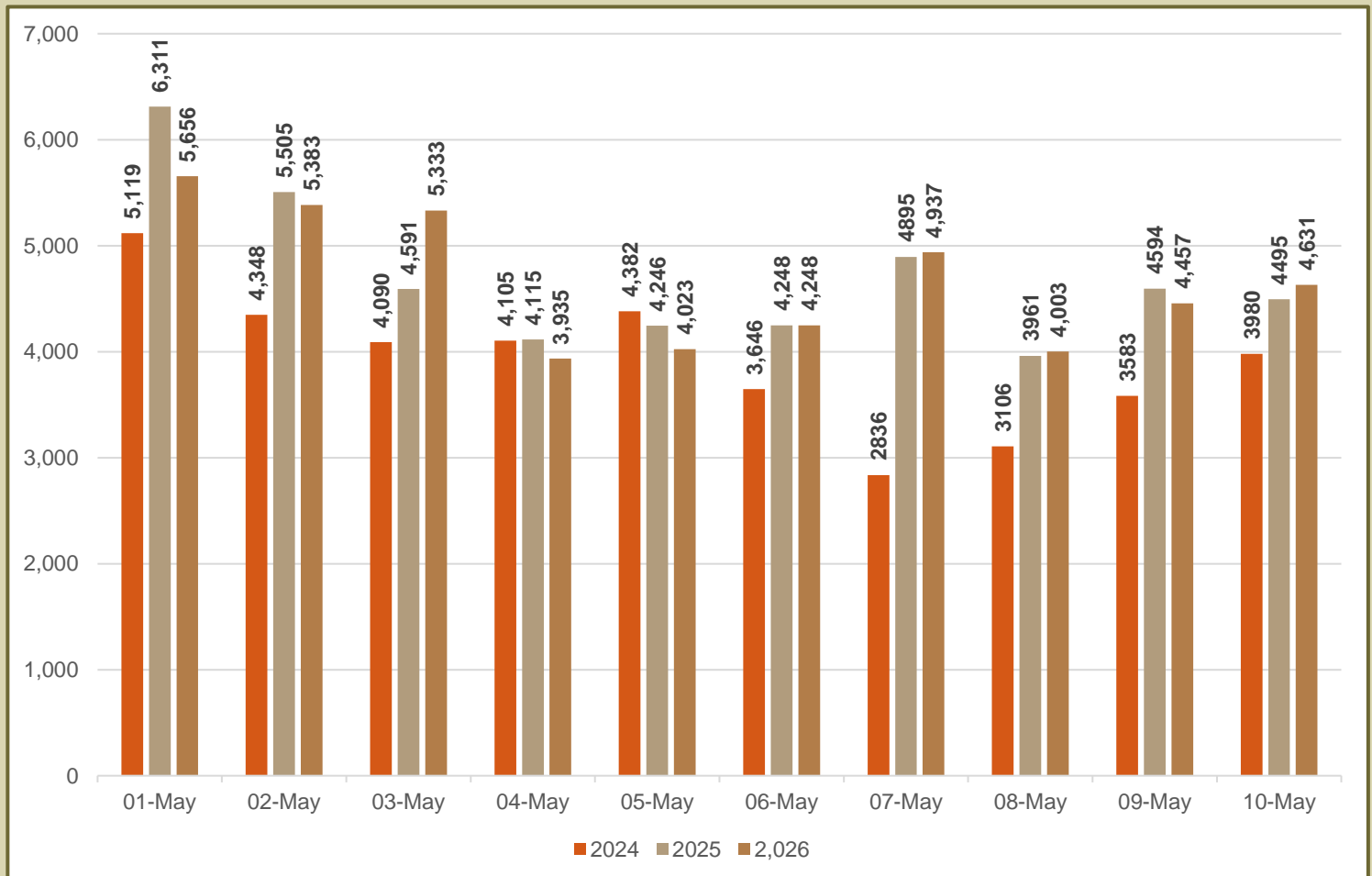




Daily distribution of tourist arrivals, 01st to 10th May 2026

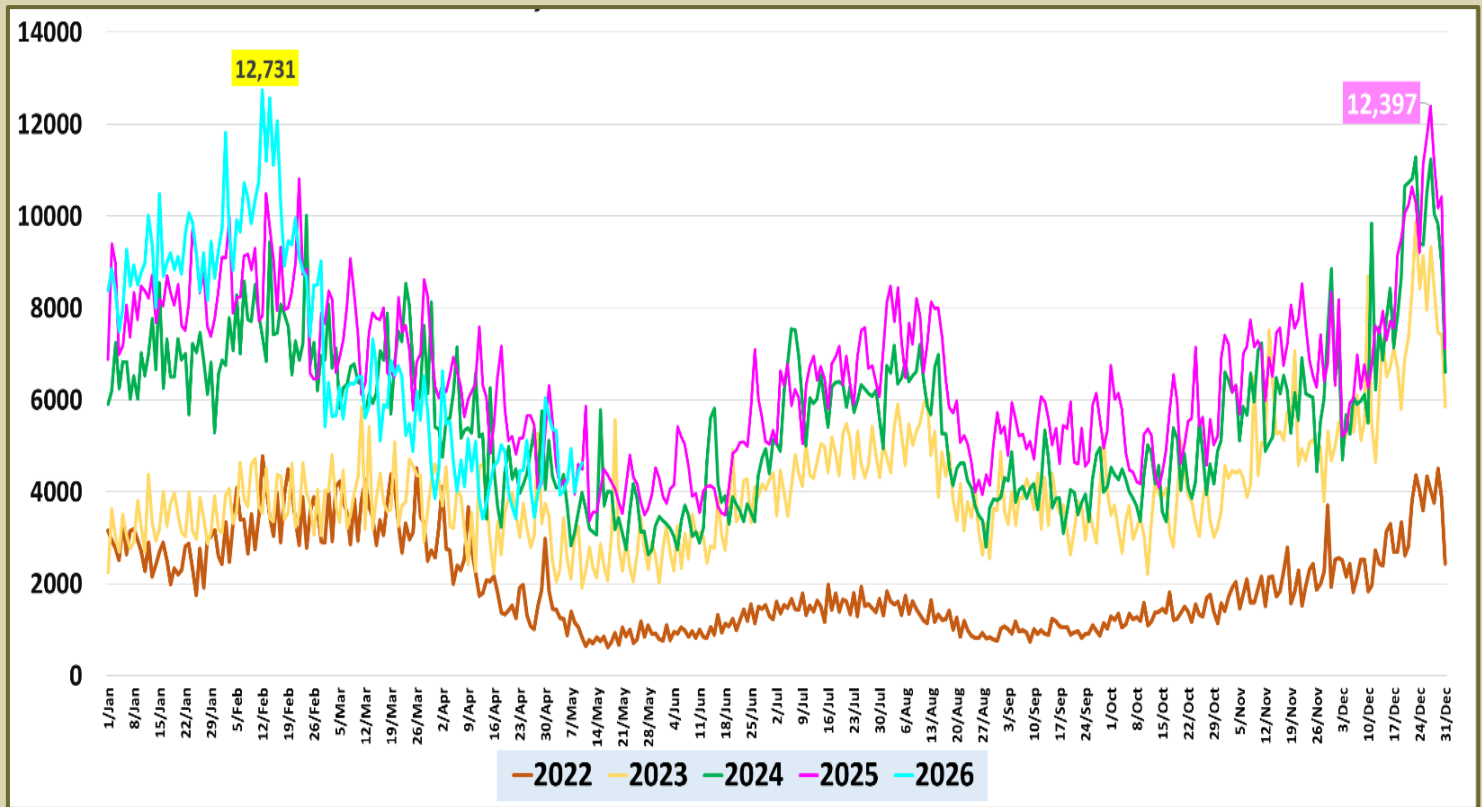


Number of tourist arrivals, 2024, 2025 & 2026 (01st to 10th May)

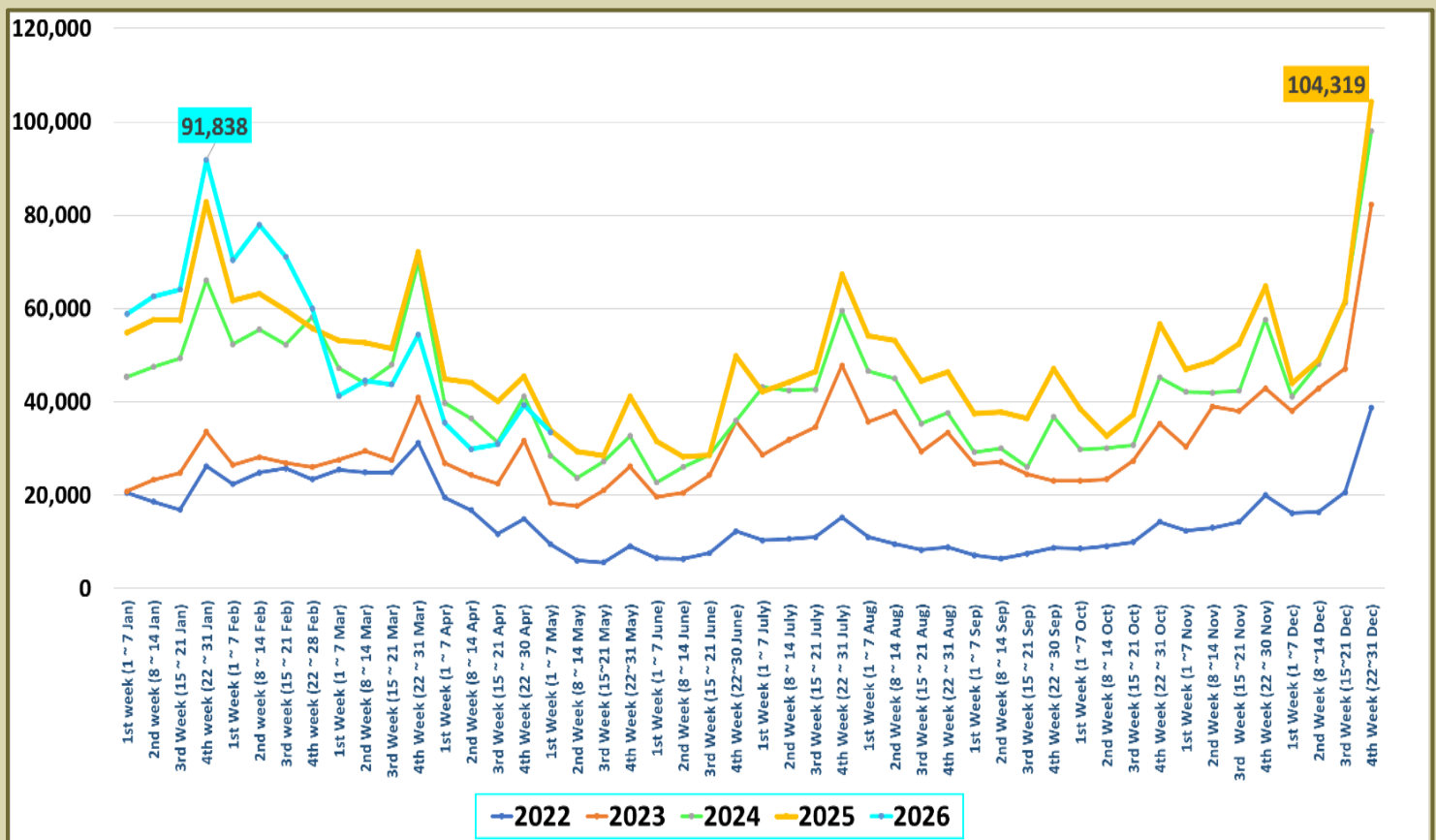














Daily trend of tourist arrivals, 2022 – 2026



Weekly distribution of tourist arrivals, 2022- 2026





Rank	Country	Number of tourists	Share %
1	 India	18,533	40.0%
2	 China	3,472	7.0%
3	 United Kingdom	2,517	5.0%
4	 Australia	2,441	5.0%
5	 United States	1,873	4.0%
6	 France	1,860	4.0%
7	 Russian Federation	1,812	4.0%
8	 Germany	1,573	3.0%
9	 Bangladesh	1,256	3.0%
10	 Japan	1,249	3.0%
	Other	10,020	22.0%
	Total	46,606	

Top ten source markets

01st to 10th May 2026





Rank	Country	Number of tourists
1	India	208,451
2	United Kingdom	91,362
3	Russian Federation	74,628
4	China	62,263
5	Germany	60,862
6	France	46,806
7	Australia	44,753
8	United States	26,709
9	Poland	22,665
10	Netherlands	18,916
11	Canada	17,146
12	Bangladesh	16,132
13	Japan	15,608
14	Italy	14,457
15	Switzerland	13,305
16	Maldives	11,836
17	Spain	8,982
18	Denmark	8,935
19	Czech Republic	8,681
20	Israel	8,619
	Others	141,767
	TOTAL	922,883



Top twenty source markets

01st January – 10th May 2026

