


J
U
N
E

2
0
2
5



Weekly Tourist Arrivals Report



SUMMARY REPORT

Tourist arrivals from 01st to 10th June 2025

	2018	2024	2025		
Month	Number of Tourists	Number of Tourists	Number of Tourists	Percentage Change (25/24)	Percentage Change (25/18)
January	238,924	208,253	252,761	21.4	5.8
February	235,618	218,350	240,217	10.0	1.9
March	233,382	209,181	229,298	9.62	(1.7)
April	180,429	148,867	174,608	17.3	(3.2)
May	129,466	112,128	132,919	18.5	2.7
June	146,828	113,470	43,962		
July	217,829	187,810			
August	200,359	164,609			
September	149,087	122,140			
October	153,123	135,907			
November	195,582	184,158			
December	253,169	248,592			
TOTAL	2,333,796	2,053,465	1,073,765		



Tourist arrivals
01st to 10th June 2025

43,962



Daily tourist arrivals, 01st to 10th June 2025



J
U
N
E

1 st 3,898	8 th 4,535	15 th	22 nd	29 th
2 nd 3,752	9 th 3,911	16 th	23 rd	30 th
3 rd 4,064	10 th 3,969	17 th	24 th	31 st
4 th 4,158	11 th	18 th	25 th	
5 th 5,421	12 th	19 th	26 th	
6 th 5,211	13 th	20 th	27 th	
7 th 5,043	14 th	21 st	28 th	

Total

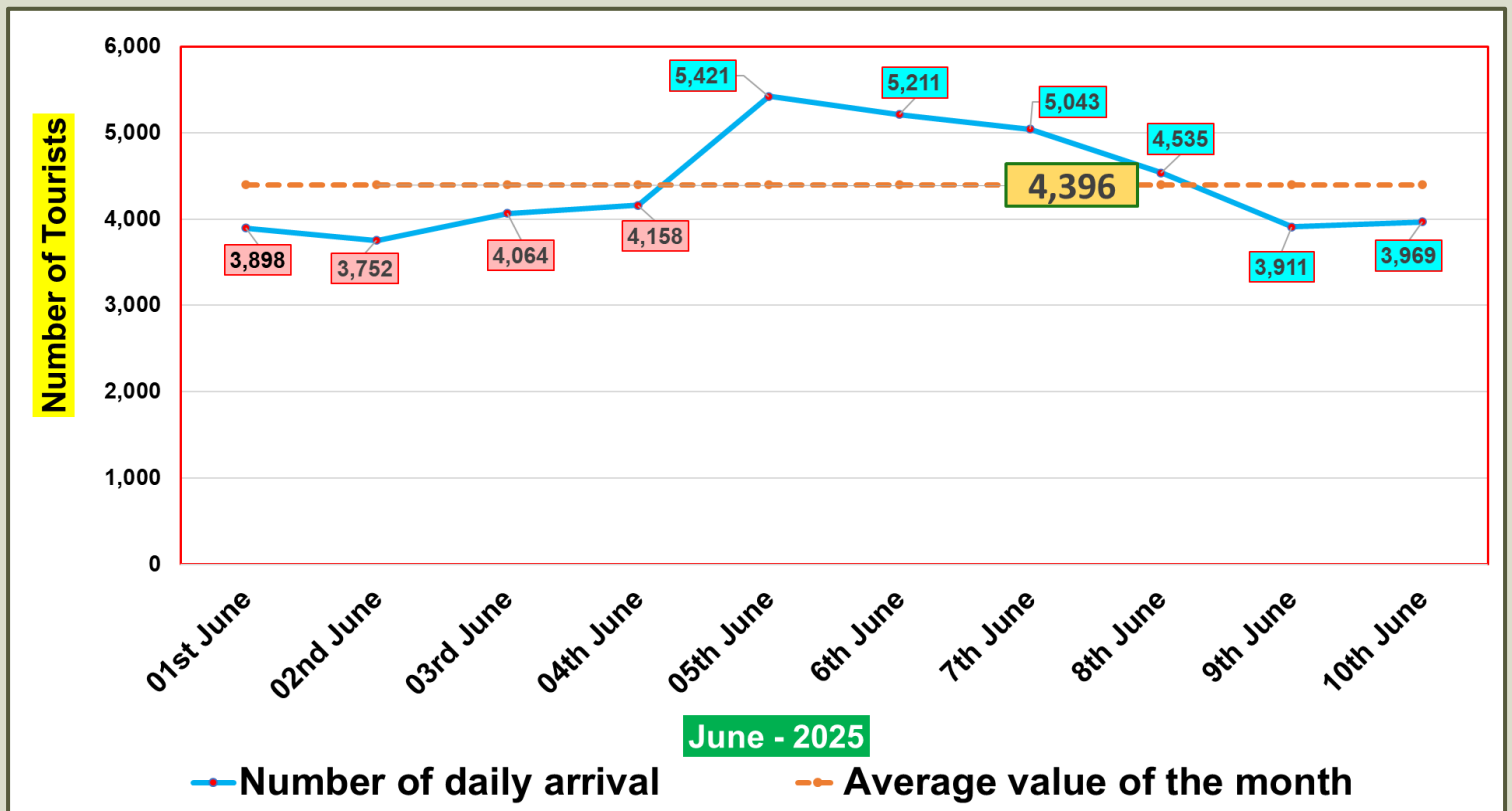
1st to 7th
31,547

8th to 10th
12,415

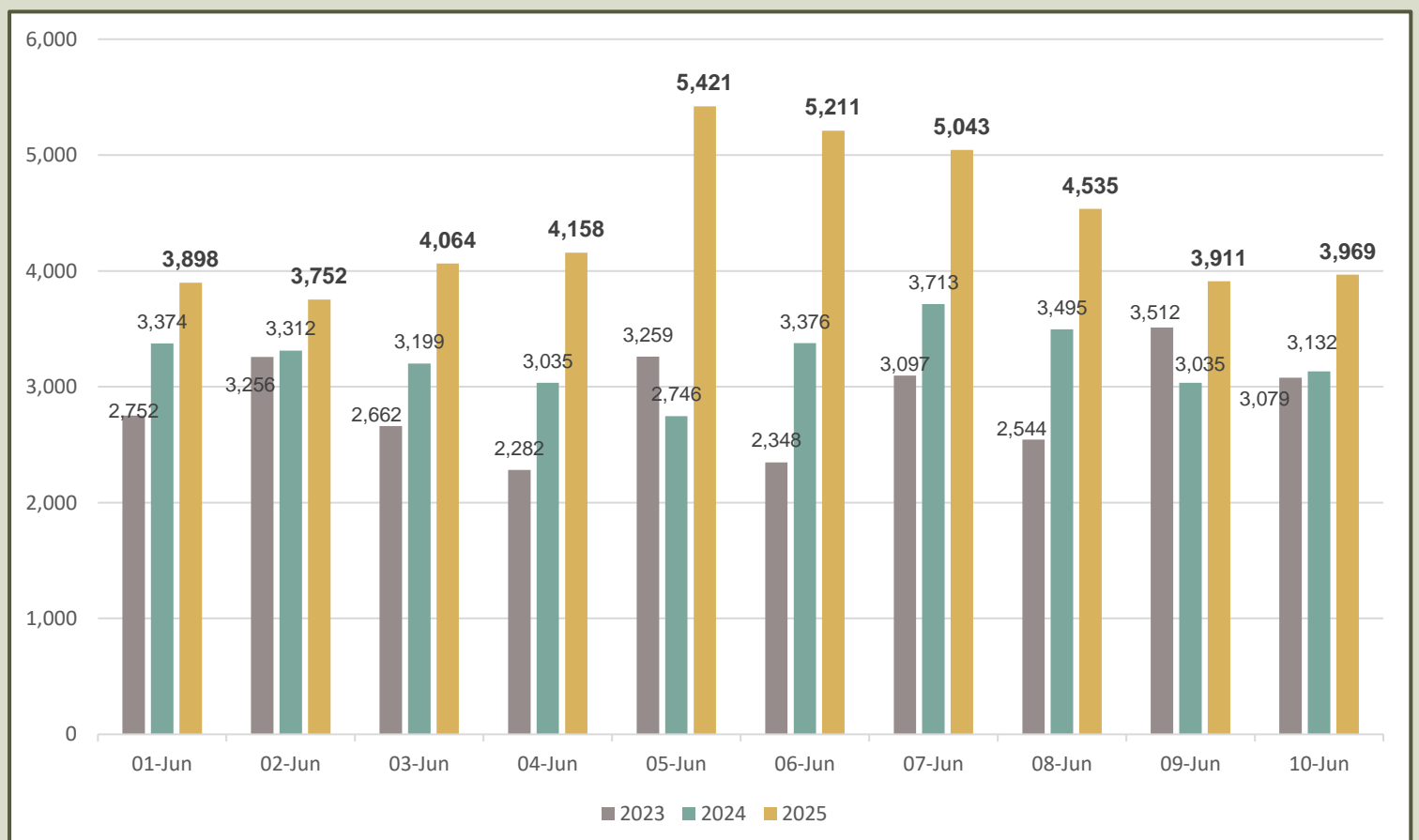




Daily distribution of tourist arrivals, 01st to 10th June 2025

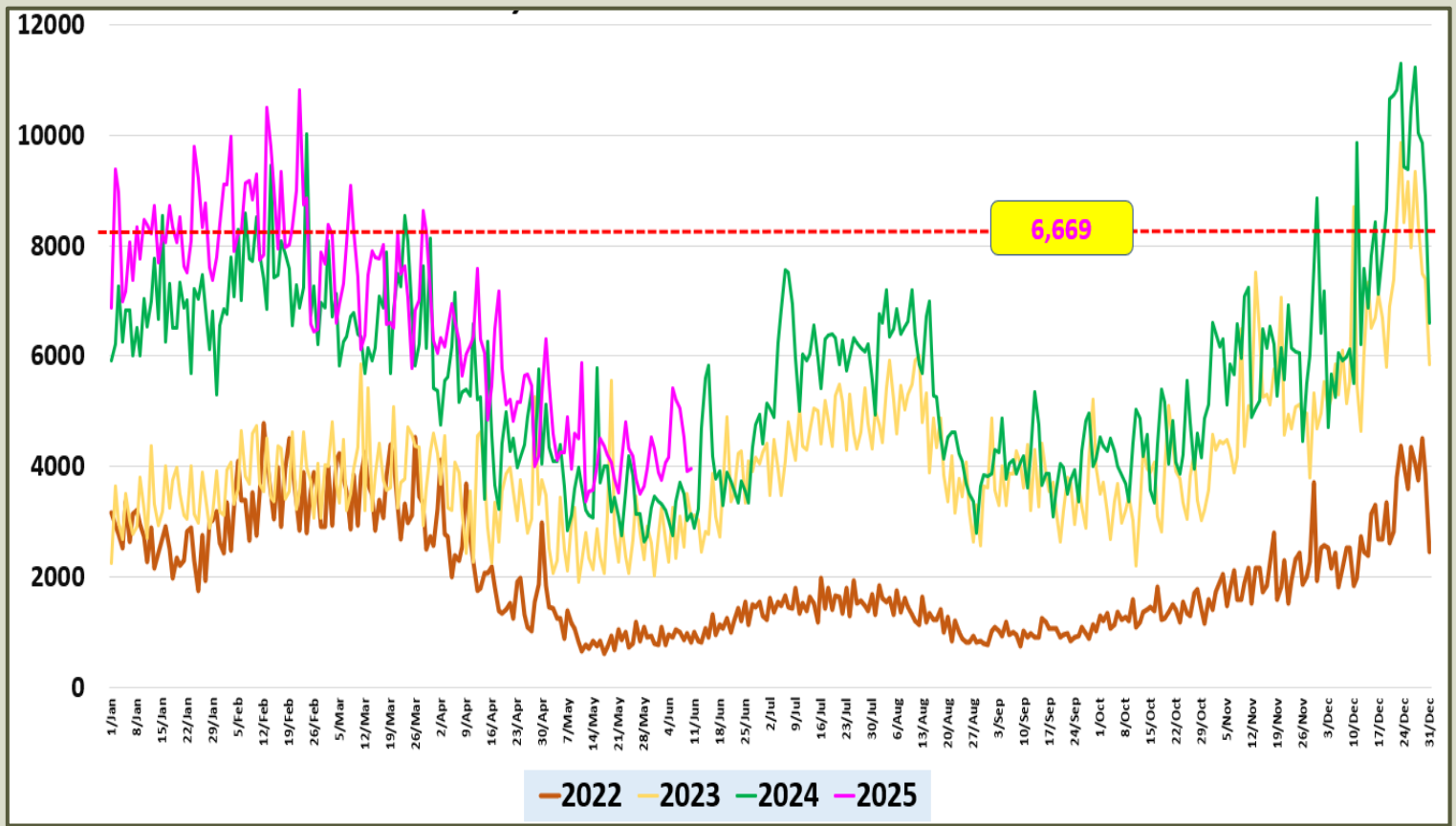


Number of tourist arrivals, 2023, 2024 & 2025 (01st to 10th June)

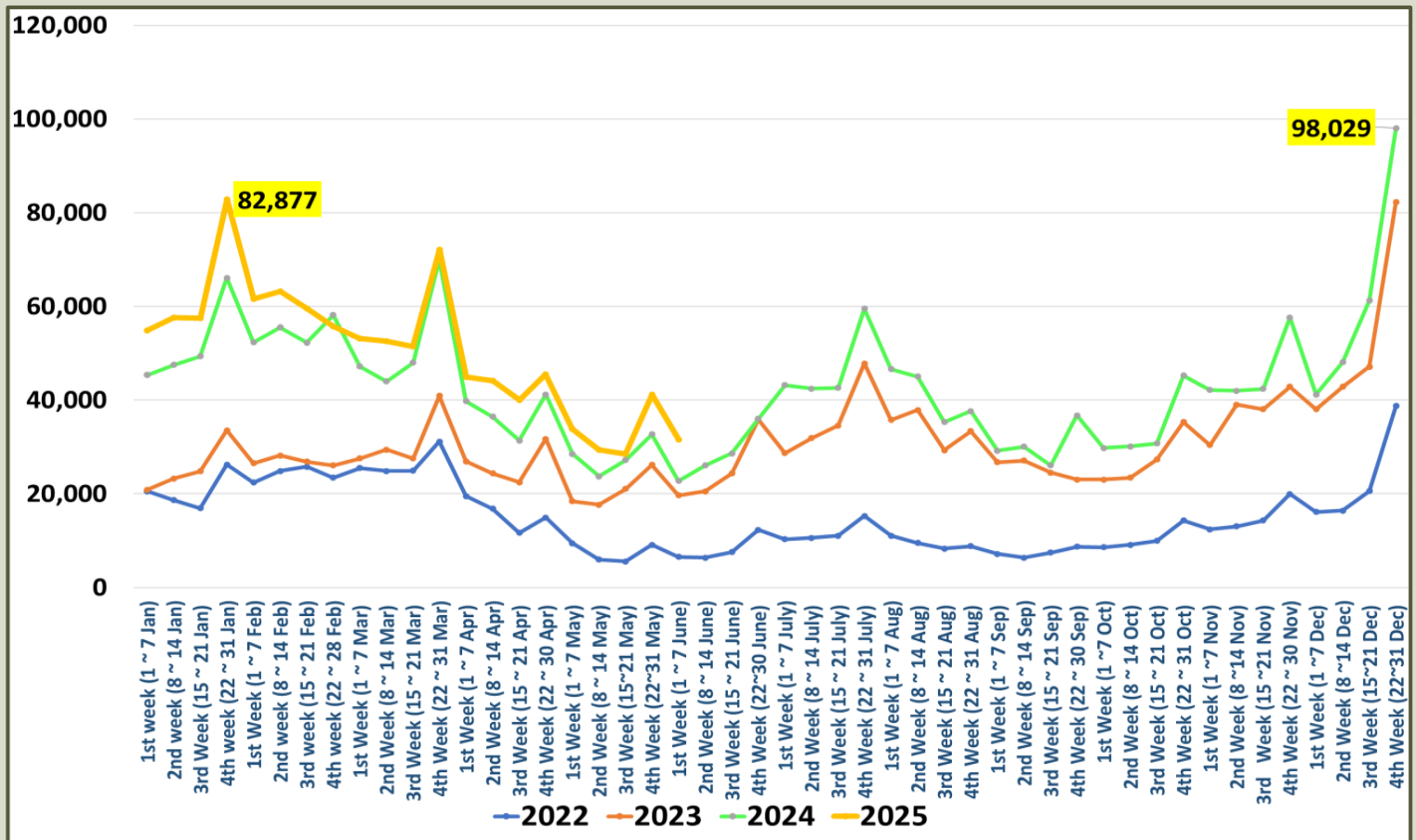




Daily trend of tourist arrivals, 2022 - 2025













Weekly distribution of tourist arrivals, 2022- 2025





Top ten source markets, 01st to 10th June 2025

Rank		Country	Number of Tourists	Share %
1		India	12,362	28.1%
2		United Kingdom	3,740	8.5%
3		Bangladesh	2,717	6.2%
4		Germany	2,439	5.5%
5		China	2,403	5.5%
6		Australia	2,169	4.9%
7		Maldives	1,589	3.6%
8		France	1,306	3.0%
9		United States	1,297	3.0%
10		Canada	1,065	2.4%
11		Other	12,875	29.3%
		Total	43,962	



Top twenty source markets, 01st January – 10th June 2025

Rank	Country	Number of tourists
1	India	216,422
2	Russian Federation	111,285
3	United Kingdom	100,014
4	Germany	71,517
5	China	59,386
6	France	58,418
7	Australia	46,195
8	United States	30,288
9	Bangladesh	30,028
10	Poland	25,132
11	Netherlands	24,465
12	Canada	20,942
13	Italy	18,024
14	Japan	14,973
15	Maldives	14,885
16	Switzerland	14,417
17	Spain	13,155
18	Israel	10,736
19	Czech Republic	10,057
20	Malaysia	9,886
	Others	173,540
	TOTAL	1,073,765