



# WEEKLY TOURIST ARRIVALS



**AUGUST 2025**



# SUMMARY REPORT

Tourist arrivals from 01<sup>st</sup> to 10<sup>th</sup> August 2025

	2018	2024	2025		
Month	Number of tourists	Number of tourists	Number of tourists	Percentage change (25/24)	Percentage change (25/18)
January	238,924	208,253	252,761	21.4	5.8
February	235,618	218,350	240,217	10.0	1.9
March	233,382	209,181	229,298	9.62	(1.7)
April	180,429	148,867	174,608	17.3	(3.2)
May	129,466	112,128	132,919	18.5	2.7
June	146,828	113,470	138,241	21.8	(5.8)
July	217,829	187,810	200,244	6.6	(8.0)
August	200,359	164,609	77,482		
September	149,087	122,140			
October	153,123	135,907			
November	195,582	184,158			
December	253,169	248,592			
TOTAL	2,333,796	2,053,465	1,445,770		

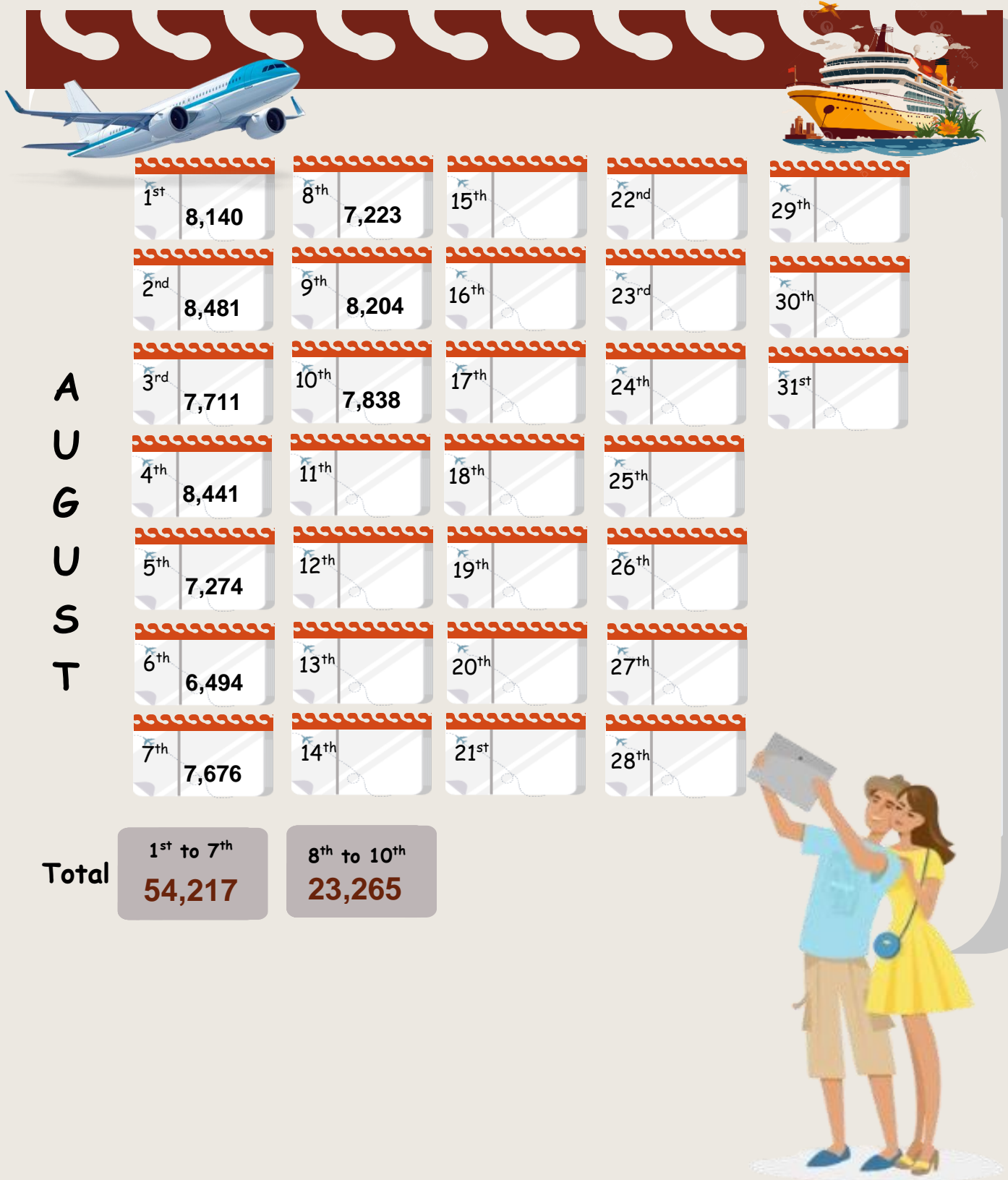


**Tourist arrivals**  
**01<sup>st</sup> to 10<sup>th</sup> August 2025**

**77,482**

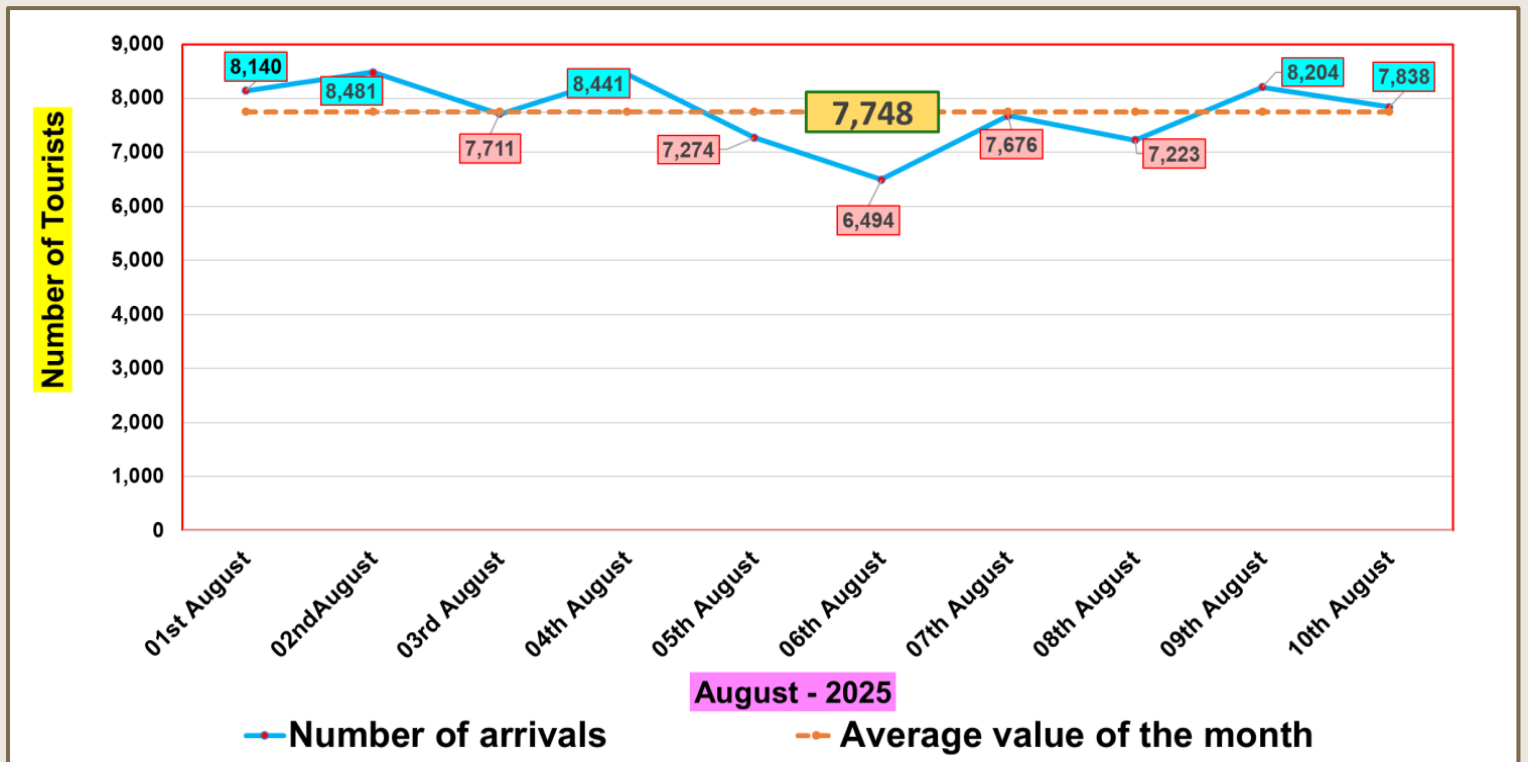


## Daily tourist arrivals, 01<sup>st</sup> to 10<sup>th</sup> August 2025

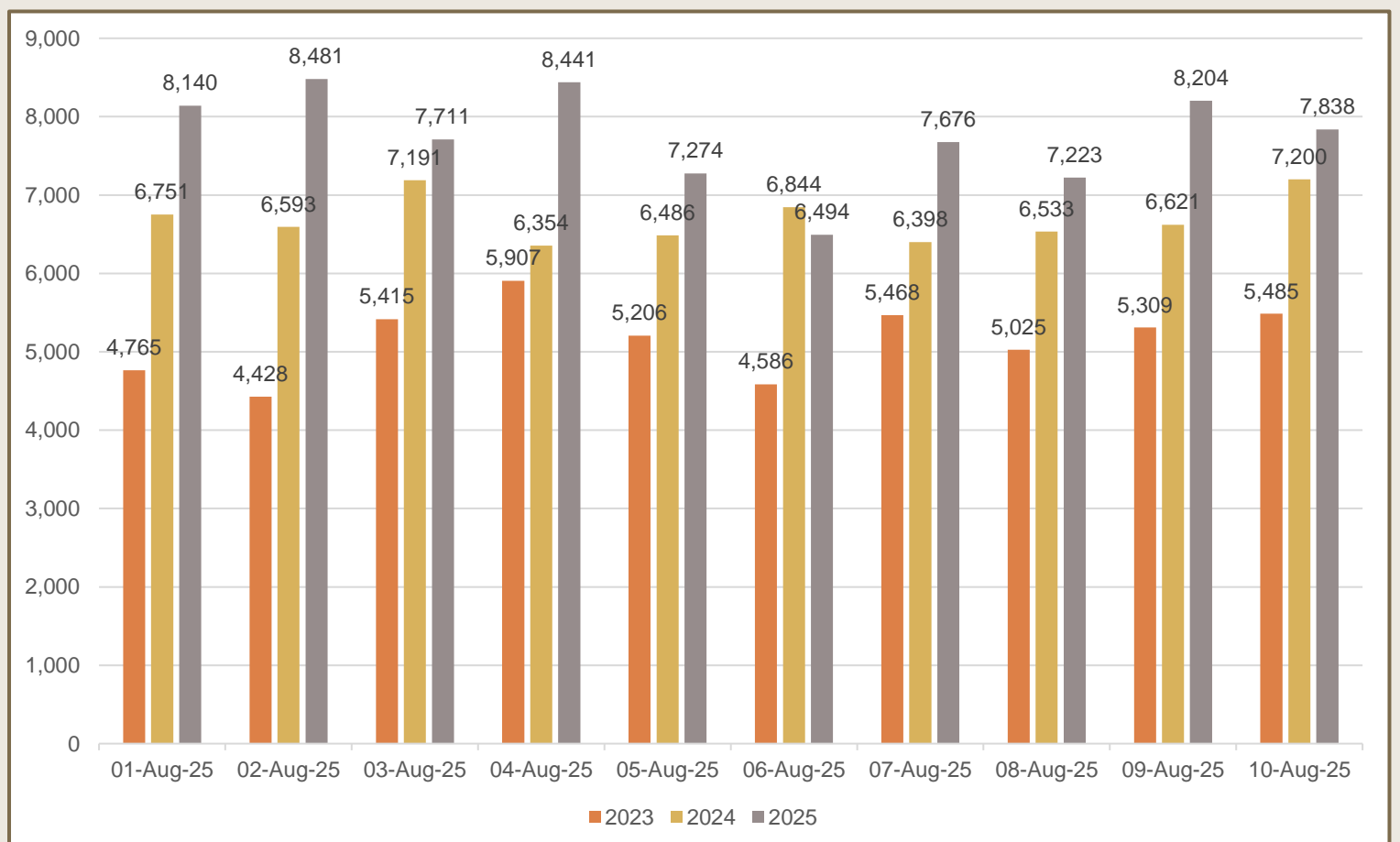




## Daily distribution of tourist arrivals, 01<sup>st</sup> to 10<sup>th</sup> August 2025

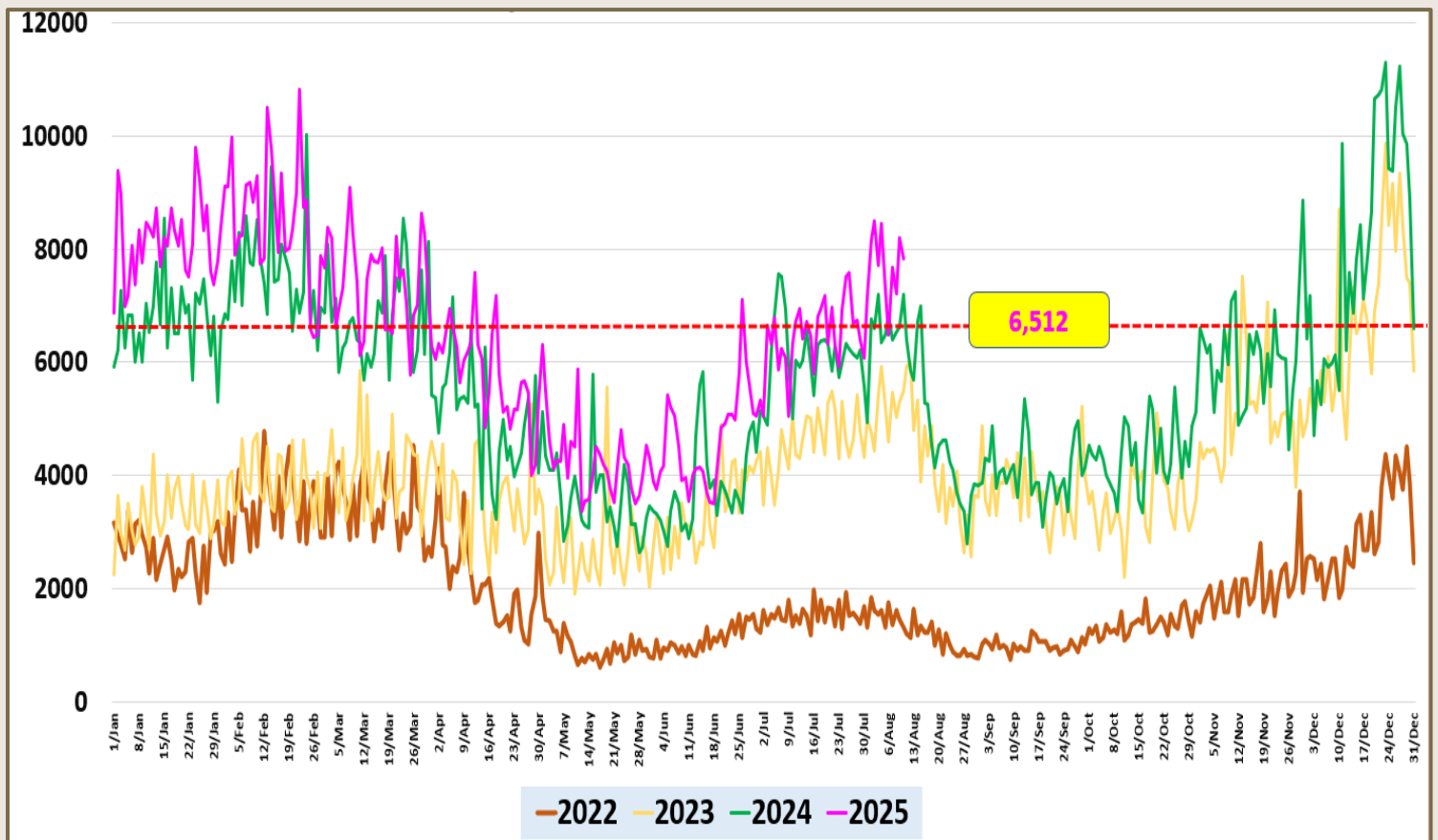


## Number of tourist arrivals, 2023, 2024 & 2025 (01<sup>st</sup> to 10<sup>th</sup> August)

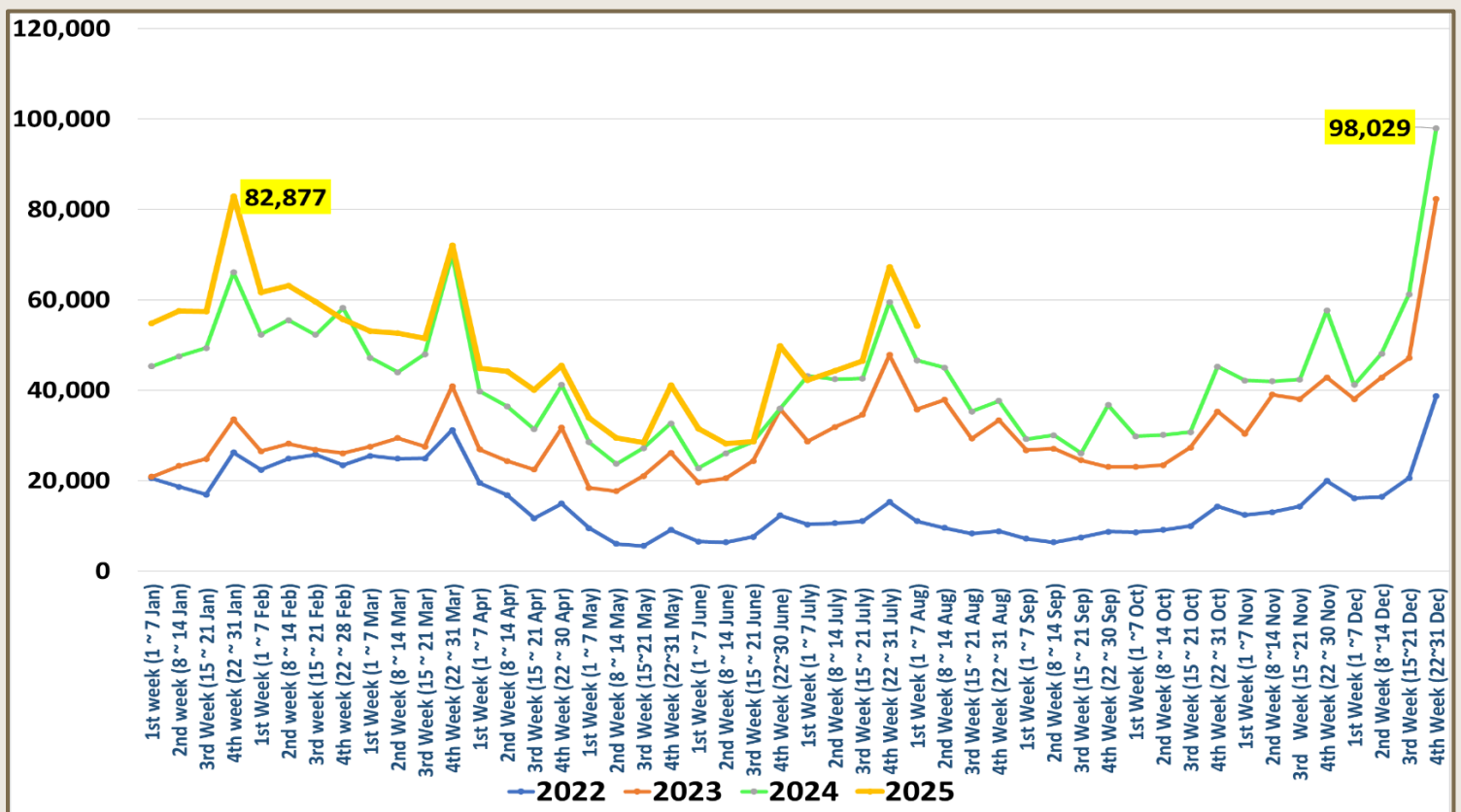




## Daily trend of tourist arrivals, 2022 - 2025










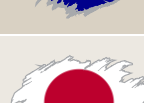


## Weekly distribution of tourist arrivals, 2022- 2025





## Top ten source markets, 01<sup>st</sup> to 10<sup>th</sup> August 2025

Rank		Country	Number of tourists	Share %
1		India	13,511	17.4%
2		United Kingdom	8,691	11.2%
3		Italy	6,036	7.8%
4		China	5,659	7.3%
5		France	5,518	7.1%
6		Germany	4,492	5.8%
7		Netherlands	3,381	4.4%
8		Spain	3,369	4.3%
9		Australia	2,699	3.5%
10		Japan	2,453	3.2%
11		Other	21,673	28.0%
		<b>Total</b>	<b>77,482</b>	





## Top twenty source markets, 01<sup>st</sup> January – 10<sup>th</sup> August 2025

Rank	Country	Number of tourists
1	India	292,633
2	United Kingdom	140,068
3	Russian Federation	116,895
4	Germany	89,636
5	China	84,428
6	France	78,034
7	Australia	63,141
8	Netherlands	45,076
9	United States	41,191
10	Bangladesh	37,508
11	Canada	31,115
12	Poland	30,899
13	Italy	30,479
14	Spain	24,121
15	Maldives	22,455
16	Japan	21,988
17	Switzerland	21,232
18	Pakistan	14,786
19	Belgium	14,333
20	Israel	13,961
	Others	231,791
	<b>TOTAL</b>	<b>1,445,770</b>