



SEPTEMBER



**WEEKLY TOURIST
ARRIVALS
2024**



SUMMARY REPORT

Tourist arrivals from 01st to 30th September 2024

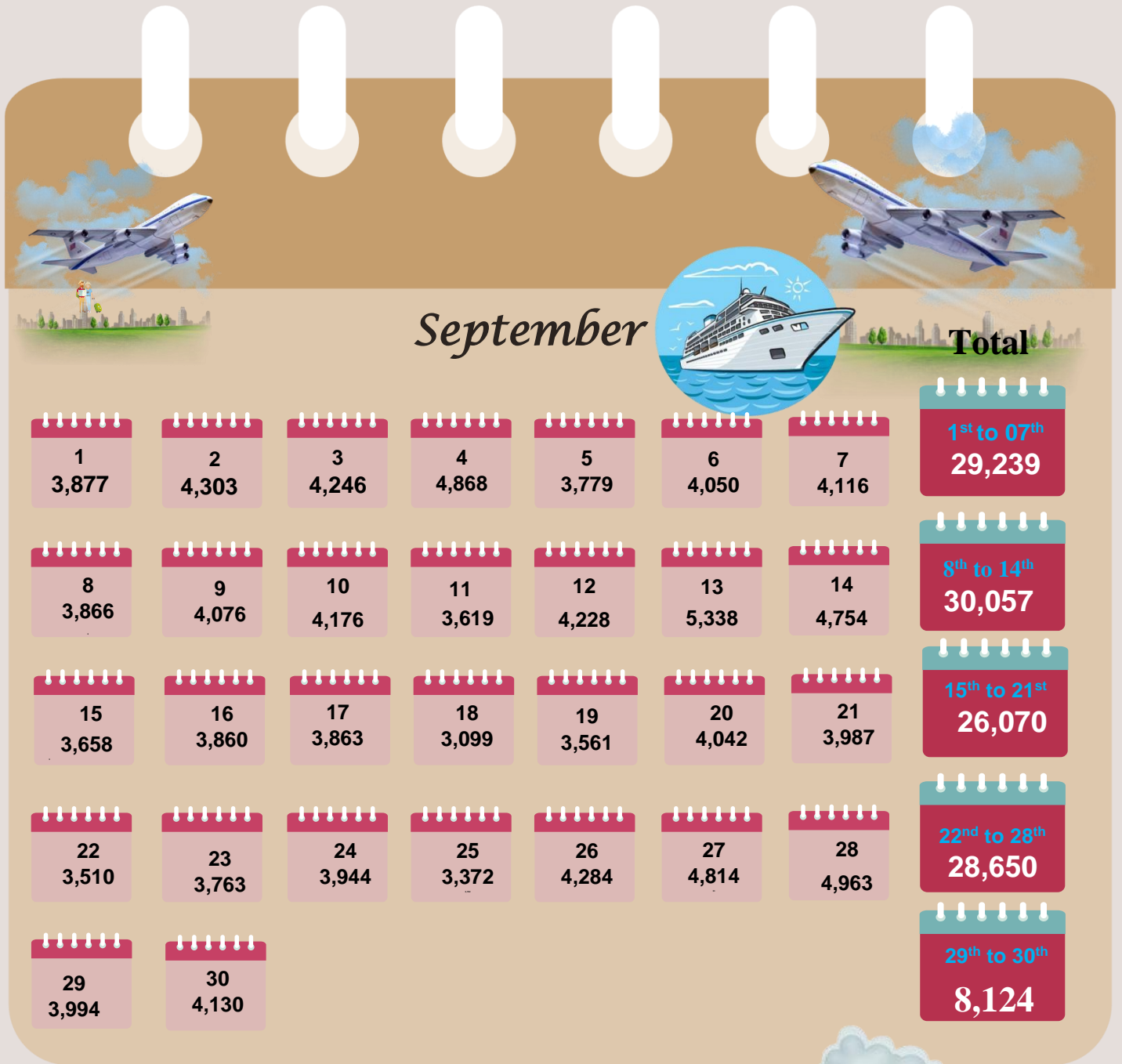
	2018	2023	2024	
Month	Number of Tourists	Number of Tourists	Number of Tourists	Percentage Change (24/23)
January	238,924	102,545	208,253	103.1
February	235,618	107,639	218,350	102.8
March	233,382	125,495	209,181	66.7
April	180,429	105,498	148,867	41.1
May	129,466	83,309	112,128	34.6
June	146,828	100,388	113,470	13.0
July	217,829	143,039	187,810	31.3
August	200,359	136,405	164,609	20.7
September	149,087	111,938	122,140	9.11
October	153,123	109,199		
November	195,582	151,496		
December	253,169	210,352		
TOTAL	2,333,796	1,487,303	1,484,808	



Tourist arrivals | 01st to 30th September 2024
122,140

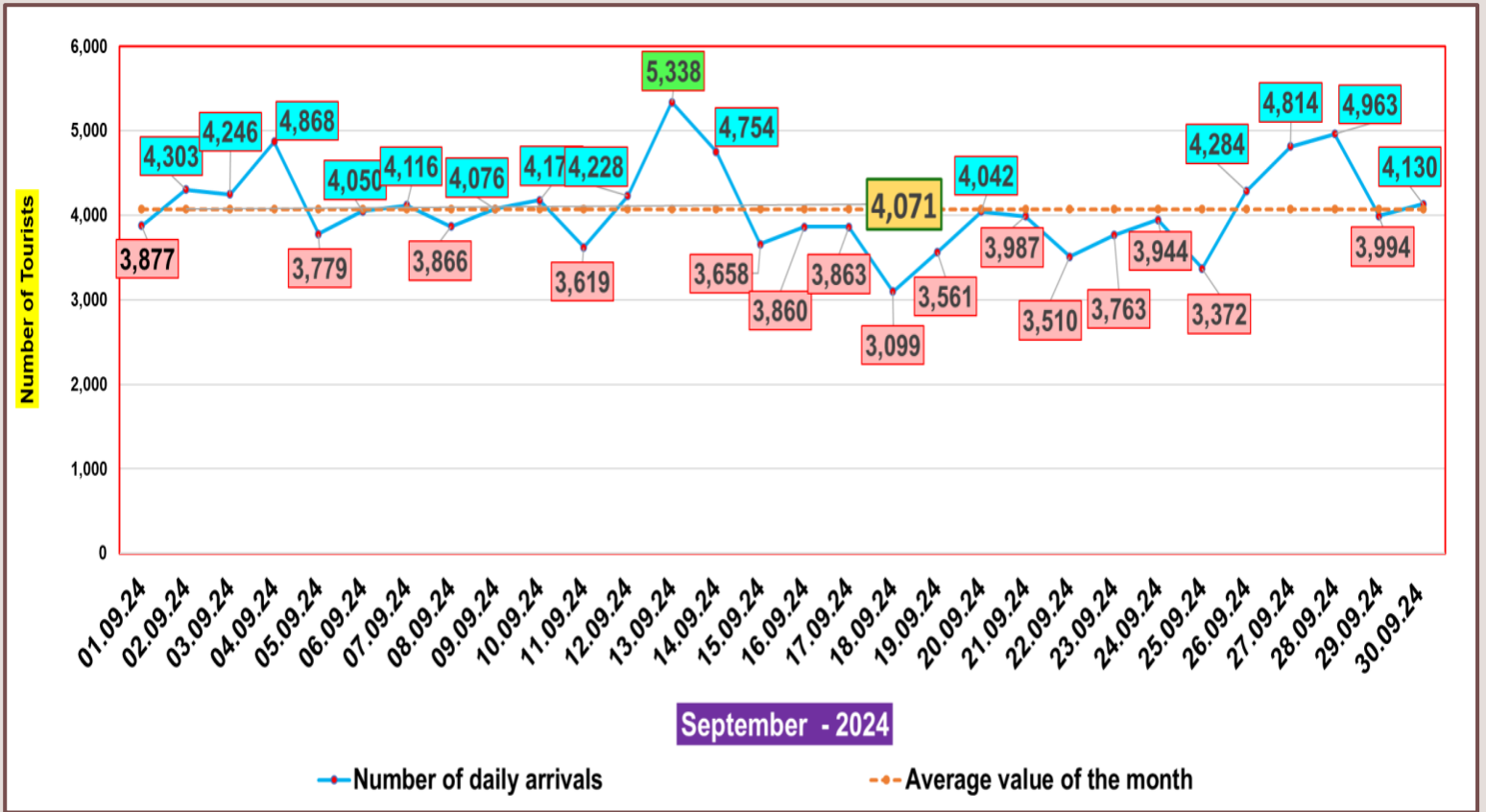


Daily tourist arrivals, 01st to 30th September 2024

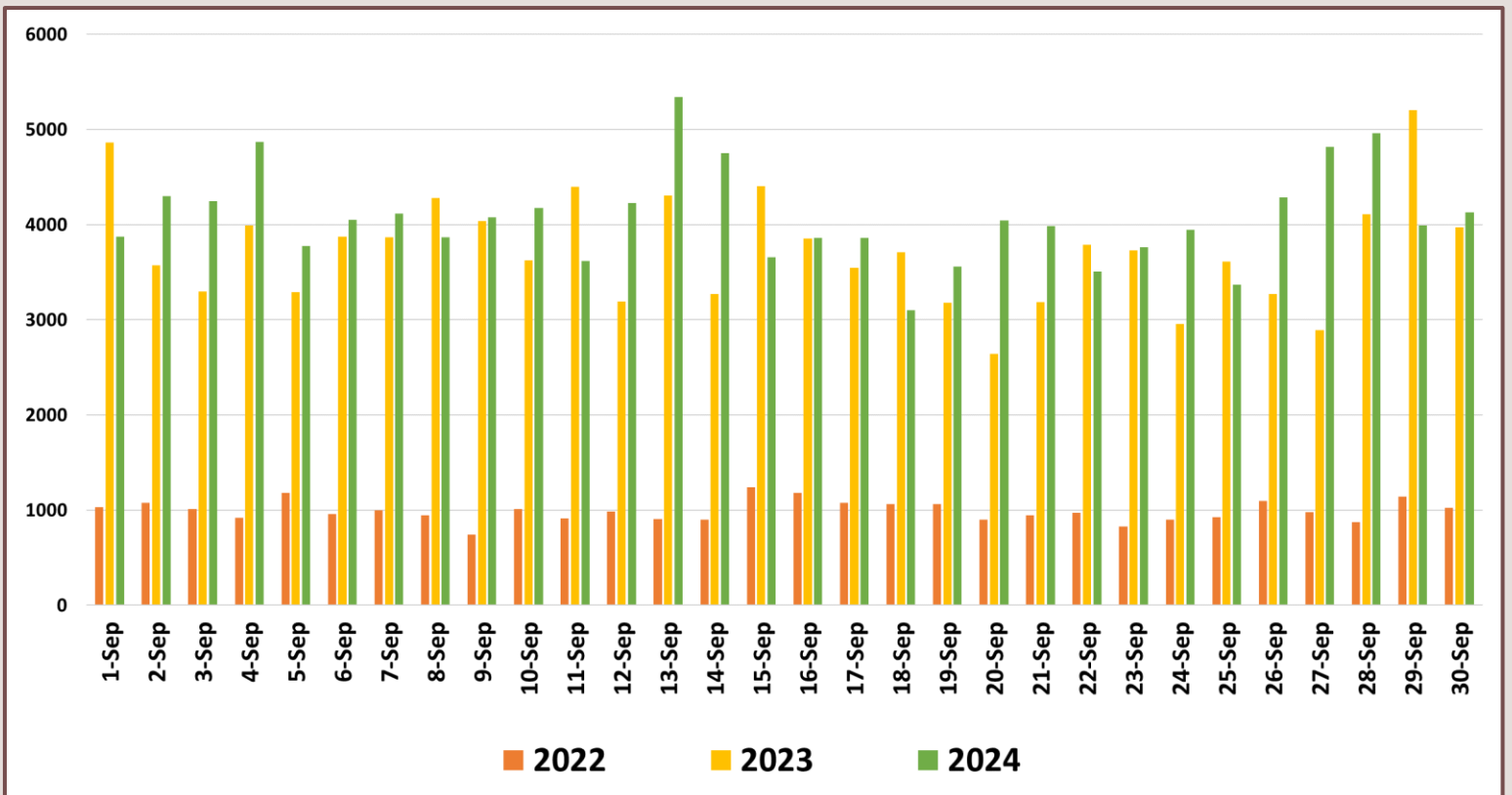




Daily distribution of tourist arrivals, 01st to 30th September 2024

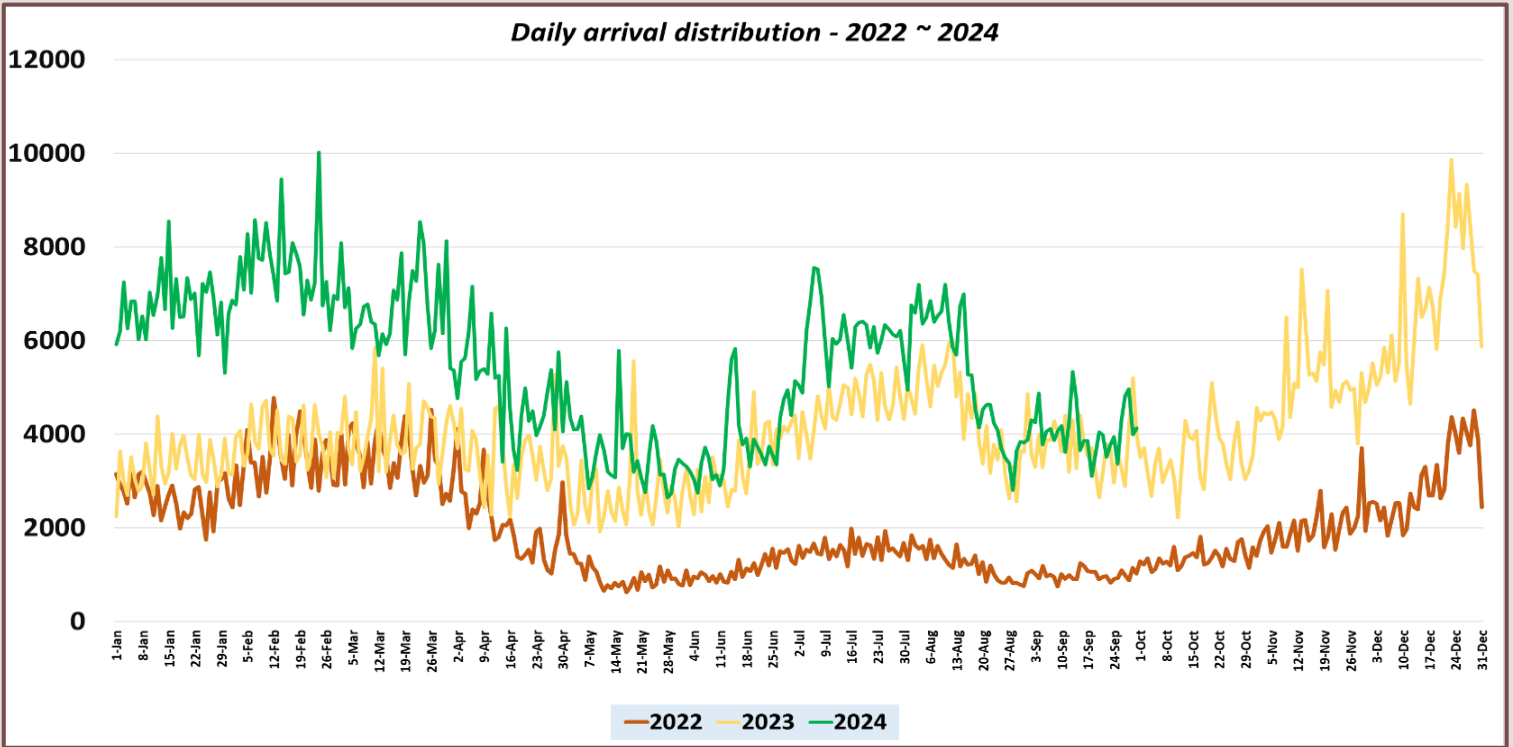


Number of tourist arrivals, 2022, 2023 & 2024 (01st to 30th September)

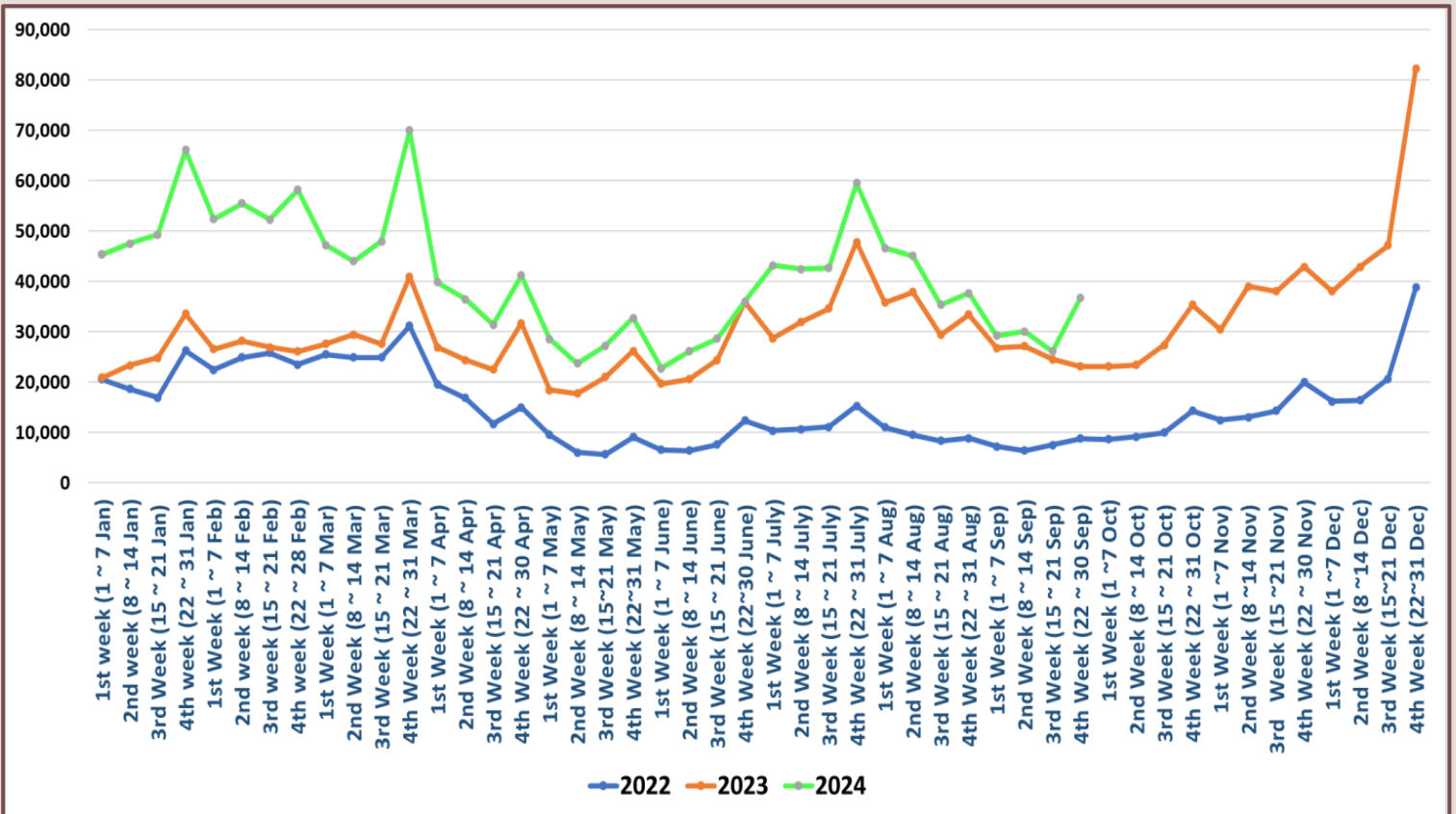




Daily trend of tourist arrivals, 2022, 2023 & 2024













Weekly distribution of tourist arrivals, 2022, 2023 & 2024





Top ten source markets, 01st to 30th September 2024

Rank	Country	Number of Tourists	Share %
1	 India	27,884	22.8%
2	 China	9,078	7.4%
3	 United Kingdom	8,688	7.1%
4	 Germany	8,260	6.8%
5	 Australia	7,200	5.9%
6	 Maldives	4,359	3.6%
7	 Russian Federation	4,199	3.4%
8	 Bangladesh	4,178	3.4%
9	 Spain	4,166	3.4%
10	 France	3,749	3.1%
11	Other	40,379	33.1%
	Total	122,140	



Top twenty source markets, 01st January – 30th September 2024

Rank	Country	Number of Tourists
1	India	286,556
2	United Kingdom	136,464
3	Russian Federation	127,232
4	Germany	99,571
5	China	97,267
6	France	71,090
7	Australia	62,004
8	United States	43,678
9	Netherlands	39,977
10	Maldives	34,457
11	Canada	33,007
12	Poland	30,636
13	Italy	29,346
14	Bangladesh	28,294
15	Spain	28,014
16	Switzerland	22,277
17	Japan	22,260
18	Israel	20,515
19	Czech Republic	14,894
20	Malaysia	14,053
	Others	243,216
TOTAL		1,484,808