

A large, multi-tiered waterfall cascades down a steep, rocky cliff face. The cliff is covered in lush green vegetation, including moss and small trees. In the background, a small village with several houses is visible on a grassy plateau. The surrounding landscape consists of rolling green hills and mountains under a clear sky.

WEEKLY TOURIST ARRIVALS REPORT October 2023



SUMMARY REPORT

Tourist arrivals from 01st to 31st October 2023

2022		2023		Percentage Change (23/22)%
Month	Number of Tourists	Month	Number of Tourists	
January	82,327	January	102,545	24.6
February	96,507	February	107,639	11.5
March	106,500	March	125,495	17.8
April	62,980	April	105,498	67.5
May	30,207	May	83,309	175.8
June	32,856	June	100,388	205.5
July	47,293	July	143,039	202.4
August	37,760	August	136,405	261.2
September	29,802	September	111,938	275.6
October	42,026	October	109,199	159.8
November	59,759	-	-	-
December	91,961	-	-	-
TOTAL	719,978	-	1,125,455	-



Tourist arrivals | 01st to 31st October 2023


109,199



Daily tourist arrivals, 01st to 31st October 2023

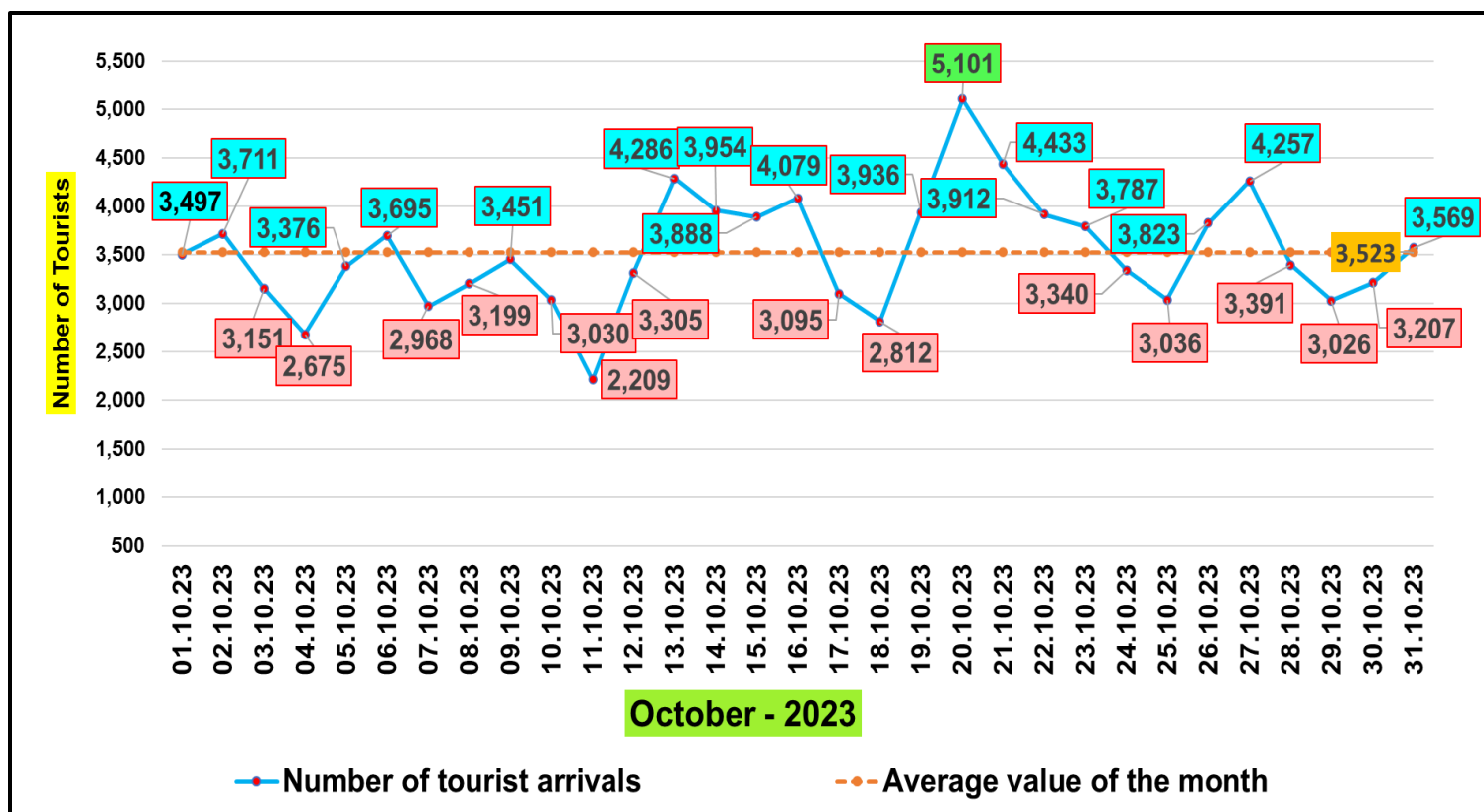
October 2023

01 3,497	02 3,711	03 3,151	04 2,675	05 3,376	06 3,695	07 2,968	TOTAL (1 st to 07 th) 23,073
08 3,199	09 3,451	10 3,030	11 2,209	12 3,305	13 4,286	14 3,954	TOTAL (08 th to 14 th) 23,434
15 3,888	16 4,079	17 3,095	18 2,812	19 3,936	20 5,101	21 4,433	TOTAL (15 th to 21 st) 27,344
22 3,912	23 3,787	24 3,340	25 3,036	26 3,823	27 4,257	28 3,391	TOTAL (22 nd to 31 st) 35,348
29 3,026	30 3,207	31 3,569					

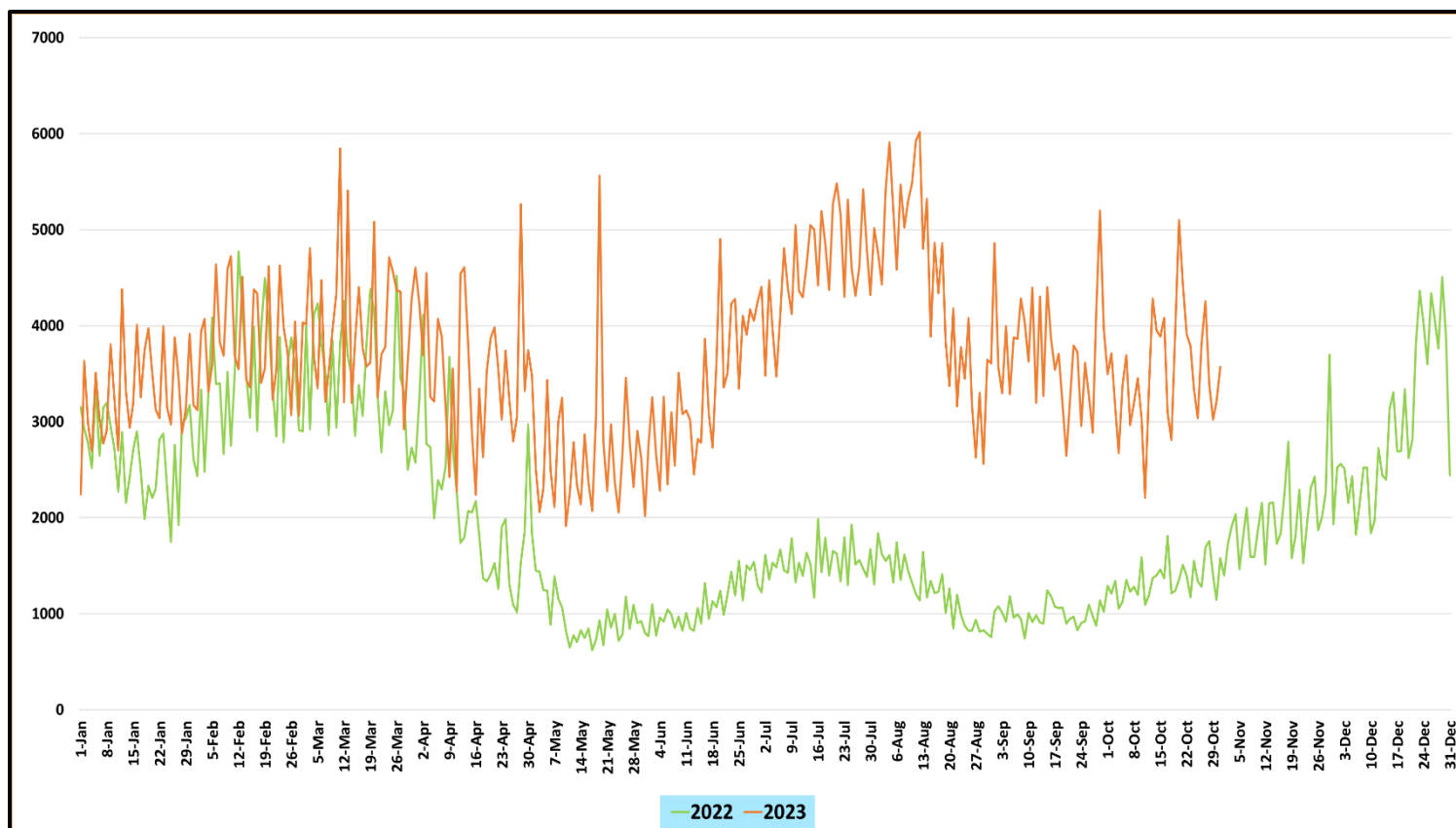




Daily distribution of tourist arrivals, 01st to 31st October 2023

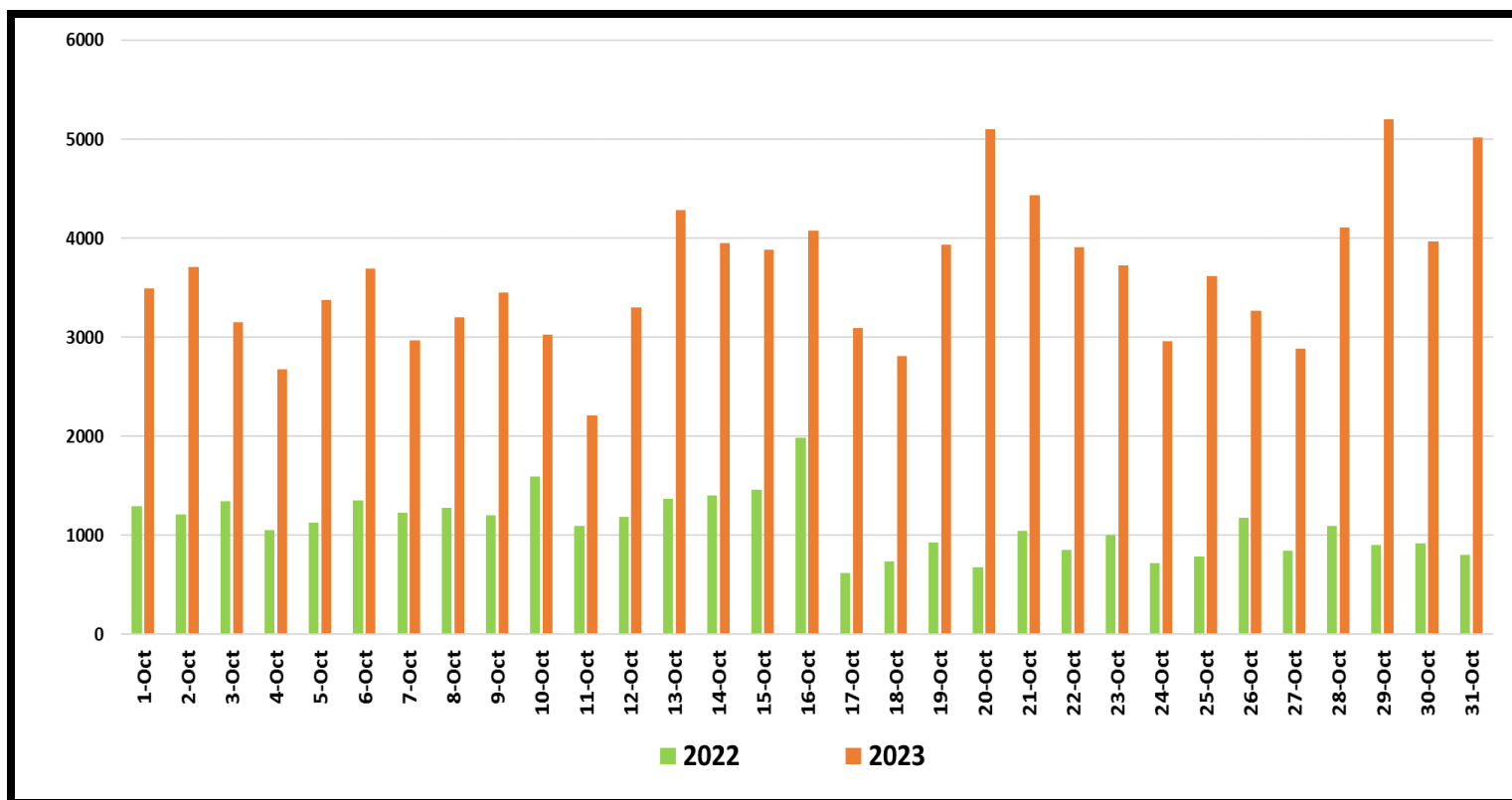


Daily trend of tourist arrivals, 2022 & 2023

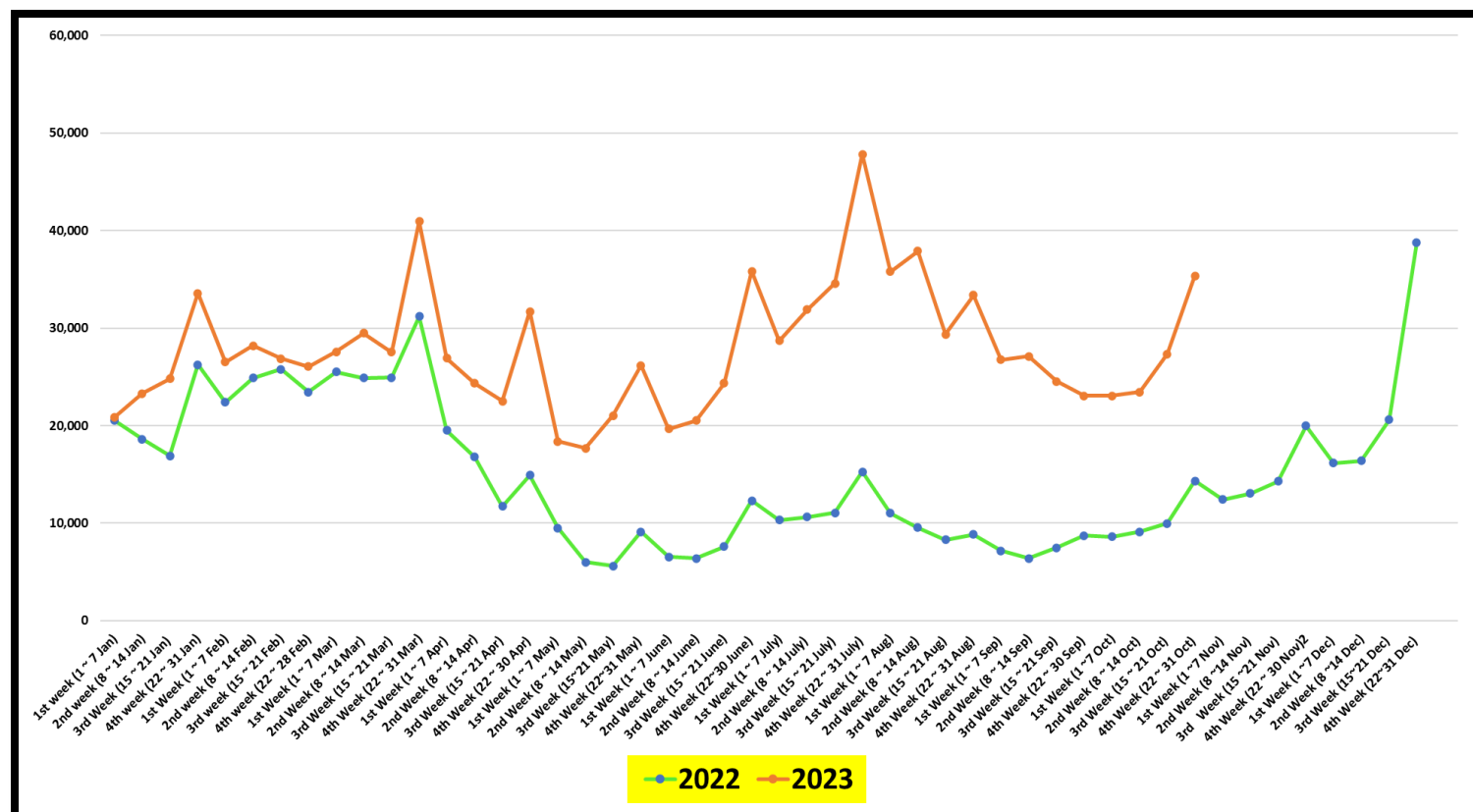




Number of tourist arrivals, 2022 & 2023 (01st to 31st October)



Weekly distribution of tourist arrivals, 2022 & 2023





Top ten source markets, 01st to 31st October 2023

Rank		Country	Number of Tourists	Share %
1		India	28,222	26%
2		Russian Federation	10,629	10%
3		United Kingdom	8,454	8%
4		Germany	7,548	7%
5		China	6,211	6%
6		Australia	4,977	4%
7		Maldives	3,862	3%
8		France	2,956	3%
9		United States	2,651	2%
10		Spain	2,488	2%
11		Other	31,201	29%
		Total	109,199	100.00