



# Monthly Tourist Arrivals Report:

A Monthly Snapshot of International Arrivals to  
Sri Lanka from Immigration Statistics

**May 2022**

Sri Lanka Tourism Development Authority



---

## Introduction

The following document provides a synthesis of the most recent May, 2022 international visitor arrivals data sourced from the Department of Immigration & Emigration. The data is current as of 31<sup>st</sup> May 2022, and subject to change. The data provides an overview of month-on-month and annual changes in visitor arrivals to Sri Lanka from international source markets. The data is meant to provide an overview of how travel and tourism is performing to Sri Lanka.

This report is developed by the Research & International Relations Division at Sri Lanka Tourism Development Authority (SLTDA), with the technical support from the Australian Government funded Market Development Facility (MDF Sri Lanka) and Twenty31 Consulting Inc. Questions, comments and feedback are welcome and will support the future amendment and enhancement of the report to ensure it meets the data and insights needs of Sri Lanka's Government and industry stakeholders.





## Table of contents

Summary.....	4
Tourist arrivals by region and percentage share,May 2022.....	5
Top primary markets and top potential markets,May 2022.....	6
Top ten source markets May, 2022 .....	11
Tourist arrivals by purpose of visit, May 2022.....	13
International tourist arrivals by country of residence.....	14
Main last departure airports and airlines to Sri Lanka, May 2022.....	16



## Summary


The total number of international tourist arrivals to Sri Lanka during May 2022 was 30,207. Tourist arrivals for the month of May have plunged by almost 52%, in comparison to April and 72% in comparison to March 2022, which recorded the highest number of tourist arrivals up to May, 2022. This could be a result of the effects of the current economic and political situation in

Sri Lanka, and the gradual cessation of the peak travel season.

As of 31<sup>st</sup> May 2022, 378,521 international tourists had visited Sri Lanka for this year. The largest source markets recorded for the month of May were India, the United Kingdom, Russia, followed by Germany and Canada.

**Table 1. Monthly tourist arrivals, May 2022**

Month	2018	2021	2022	% change 2022/21	% change 2022/18
January	238,924	1,682	82,327	4,794.6	(65.5)
February	235,618	3,366	96,507	2,767.1	(59.0)
March	233,282	4,581	106,500	2,224.8	(54.3)
April	180,429	4,168	62,980	1,411.4	(65.1)
May	129,466	1,497	30,207	1,917.8	(76.7)
June	146,828	1,614	-	-	
July	217,829	2,429	-	-	
August	200,359	5,040	-	-	
September	149,087	13,547	-	-	
October	153,123	22,771	-	-	
November	195,582	44,294	-	-	
December	253,169	89,506	-	-	
<b>TOTAL</b>	<b>2,333,796</b>	<b>194,495</b>	<b>378,521</b>		




Tourist Arrivals | May 2022

**30,207**




## Tourist arrivals by region and percentage share May 2022

Map 1. Tourist arrivals by region and percentage share



Europe became the largest source of tourist traffic to Sri Lanka with 48.8% of the total traffic received in May 2022. Pent up demand especially from countries such as the United Kingdom, Germany and Russia is likely to have driven this growth momentum. Asia and the Pacific accounted for 33.3% of total arrivals. The Americas accounted for 11.7% of the total traffic while the Middle East accounted for 5.1%.

The gradual improvement in international travel was once again threatened by external factors such as the Russian invasion of Ukraine, coupled with the related challenging economic environment, and internal factors such as the economic crisis in Sri Lanka undermining consumer confidence, which was gradually building up.







## Top primary markets and top potential markets

### May 2022

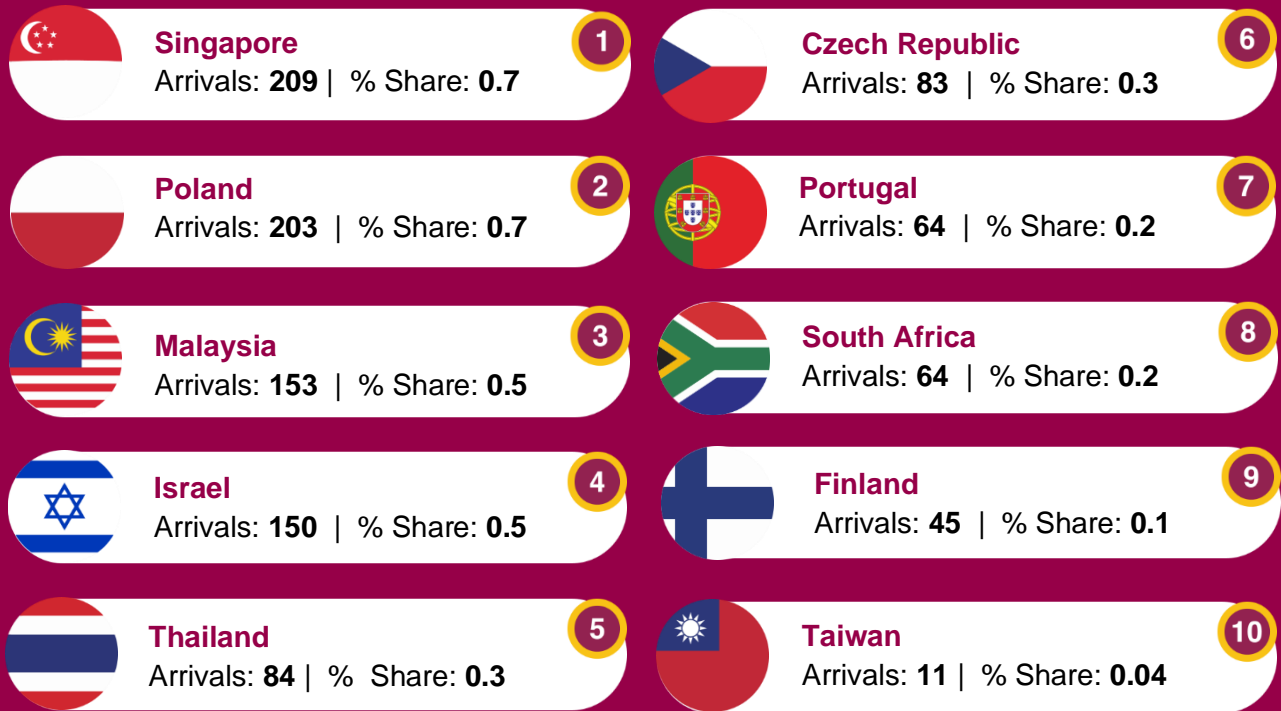
#### Top primary markets



Note: The top primary markets for Sri Lanka have been identified using a combination of historical visitor arrivals data, total outbound market size data, overall size of the economy, recent consumer sentiment data and other variables. The intention is to track these source markets on a go-forward basis to understand future performance for Sri Lanka's tourism economy, including during the projected international tourism recovery period, 2022-2025 (source: Pacific Asia Travel Association, January, 2021).



## Top Potential markets



Note: The top potential markets for Sri Lanka have been identified using a combination of historical visitor arrivals data, total outbound market size data, overall size of the economy, recent consumer sentiment data and other variables. The intention is to track these source markets on a go-forward basis to understand future performance for Sri Lanka's tourism economy, including during the projected international tourism recovery period, 2022-2025 (source: Pacific Asia Travel Association, January, 2021).



## Top ten source markets

### May 2022

India, the United Kingdom, Russian Federation, Germany, and Canada were Sri Lanka's top five international tourist generating markets for the month of May this year. India was the largest source of tourist visits to Sri Lanka with 18% of the total traffic received in May. The on arrival visa facility introduced for the Indian tourists could have partly contributed for the increased arrivals from India. The United Kingdom and Russian Federation accounted for 12% and 11% of the total

traffic respectively while Germany and Canada accounted for 7% (both). The advisories against travel to Sri Lanka by major source markets such as the United Kingdom, Germany and France due to political and economic unrest in Sri Lanka, could be the likely reasons for this decline. Further the rising inflation in the European region due to the war in Ukraine too could have detrimental effects on tourism in Sri Lanka.

Chart 1. Top ten source markets to Sri Lanka, May 2022

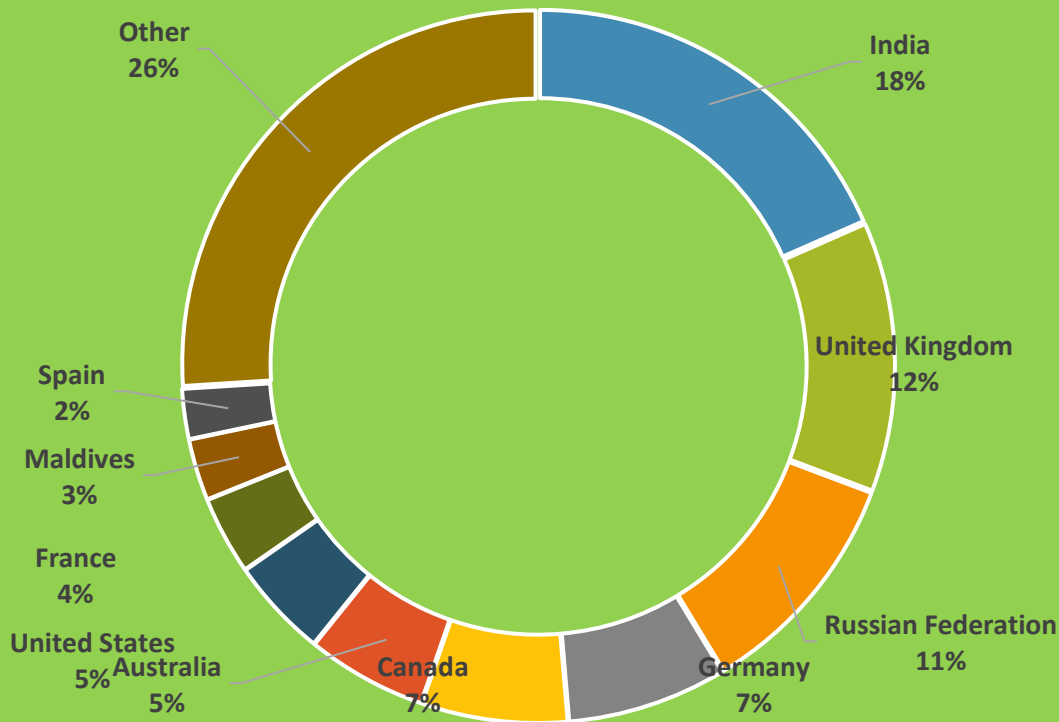






Table 2. Top ten source markets to Sri Lanka, May 2022

Rank	Country of Residence	Tourist Arrivals (May 2022)			Tourist Arrivals (May 2021)
		By Air	By Sea	Total	
1	India	5,562	-	5,562	39
2	United Kingdom	3,723	-	3,723	149
3	Russian Federation	3,202	-	3,202	94
4	Germany	2,208	-	2,208	222
5	Canada	2,013	-	2,013	69
6	Australia	1,660	-	1,660	34
7	United States	1,368	-	1,368	153
8	France	1,076	-	1,076	27
9	Maldives	849	-	849	73
10	Spain	692	-	692	20

### Top ten source markets, January – May 2022

India, the United Kingdom, Russian Federation, Germany and France were Sri Lanka's top five international tourist-generating markets from January to May this year. Poland has recorded the highest growth in comparison to January to May 2021.

Table 3. Top ten markets to Sri Lanka, January to May 2021 &amp; 2022 and percentage change

Rank	Country of Residence	Tourist Arrivals (Jan ~ May 2022)	Tourist Arrivals (Jan ~ May 2021)	% Change (Jan – May 2022 & Jan – May 2021)
1	India	61,951	1,114	17,000.70
2	United Kingdom	46,254	881	11,125.30
3	Russian Federation	44,793	603	7,686.90
4	Germany	30,976	1,371	2,860.80
5	France	20,167	227	12,879.30
6	Ukraine	13,705	881	419.4
7	Poland	12,409	91	19,212.50
8	Australia	12,029	150	171.7
9	Canada	10,709	421	12,151.80
10	United States	10,038	668	2,446.10
11	Other	115,490	9,002	4,152.90
<b>Total</b>		<b>378,521</b>	<b>15,294</b>	<b>2,863.30</b>



Chart 2. Top ten source markets to Sri Lanka, January – May 2022

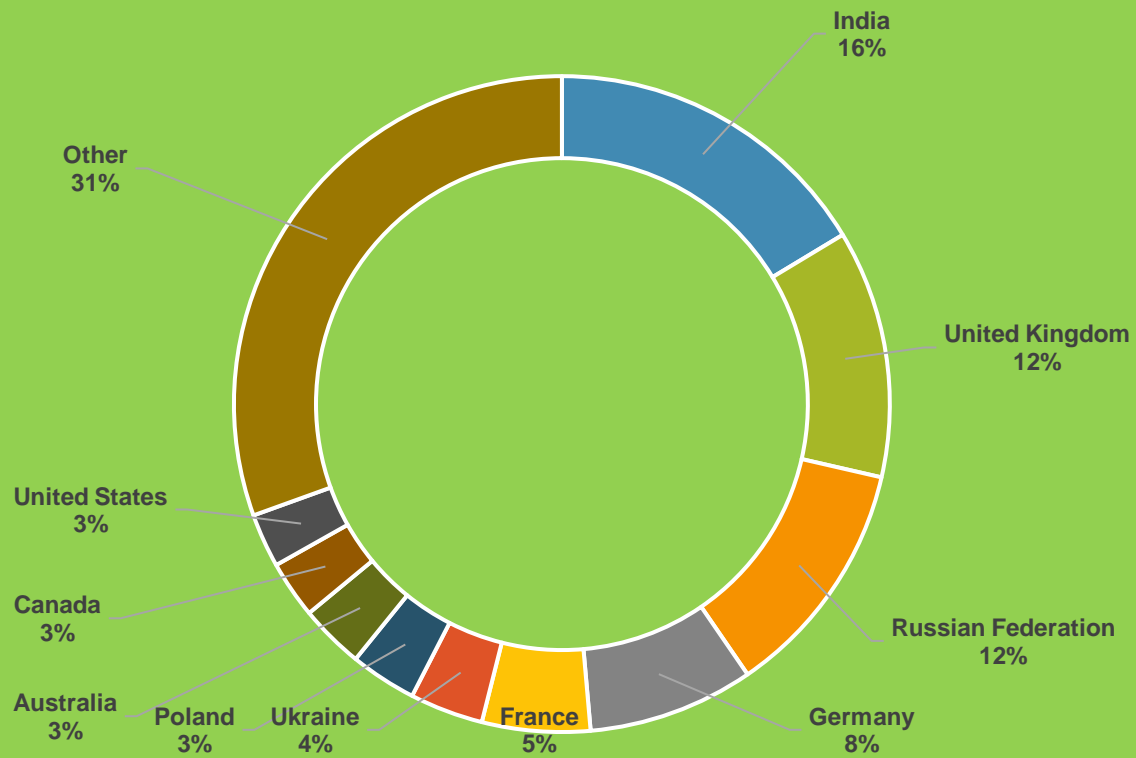
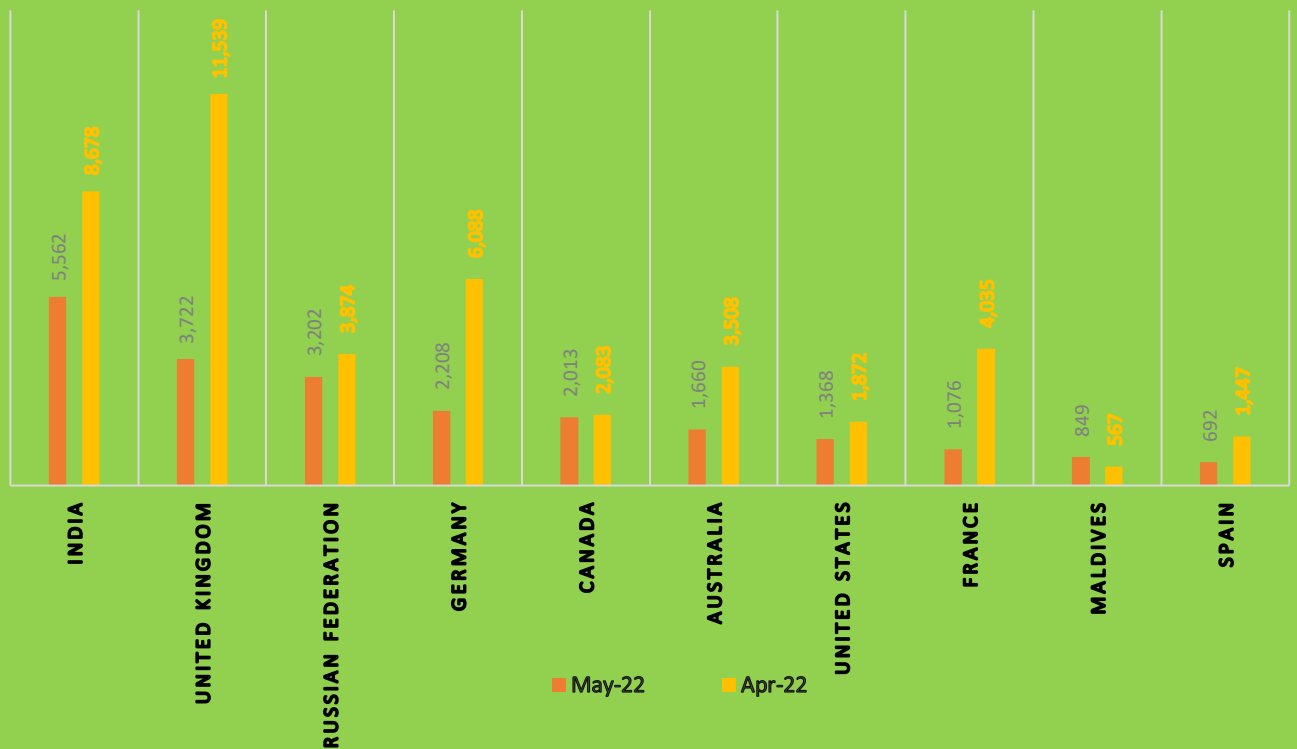


Chart 3. Comparison of arrivals from top ten markets to Sri Lanka, April 2022/ May 2022



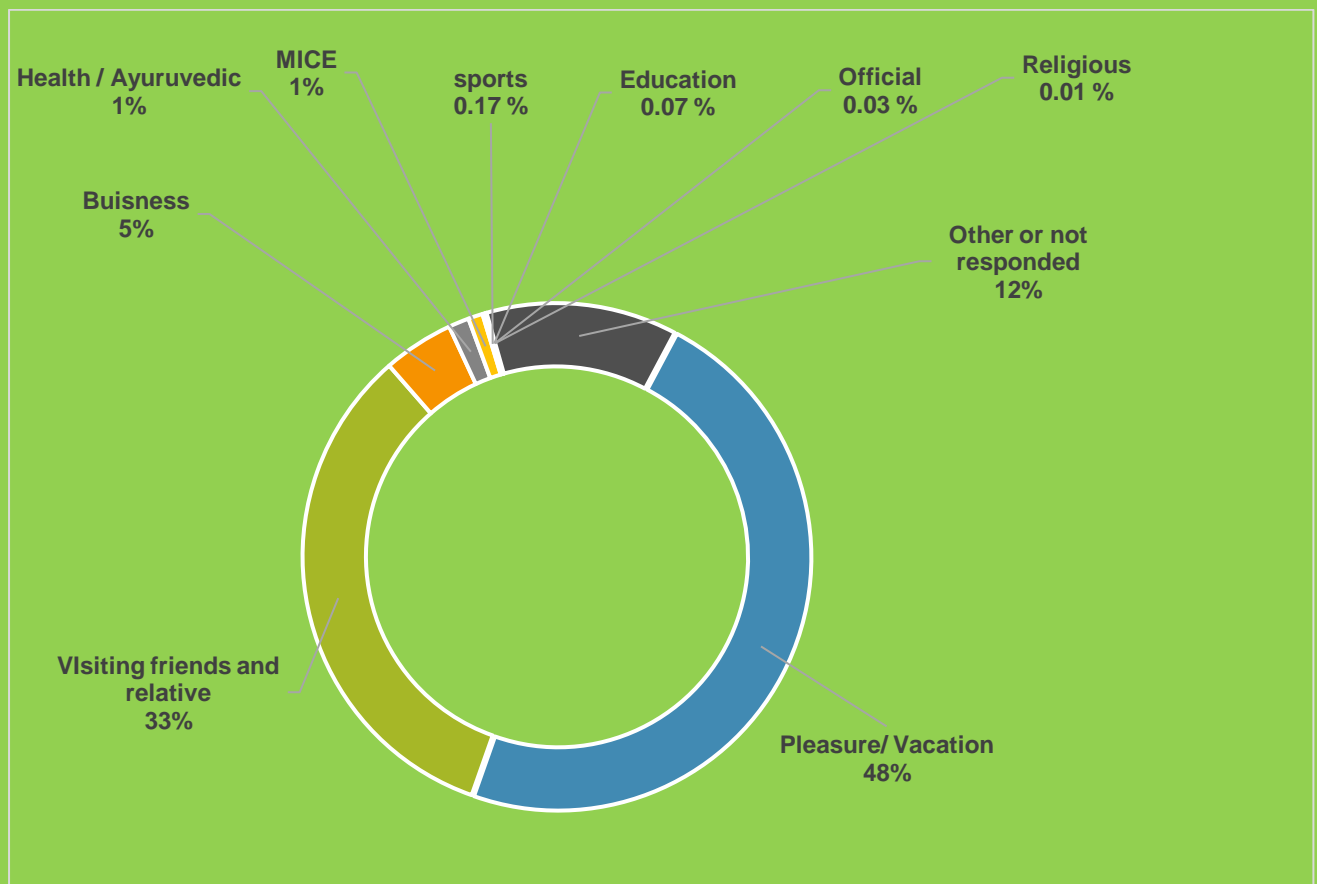


## Tourist arrivals by purpose of visit

### May 2022

An analysis of tourist arrivals by purpose of visit reveals that a majority (48%) of tourists had visited Sri Lanka for pleasure/vacation, while for 33% of tourists the main purpose was visiting friends and relatives. In comparison to April 2022, the tourists who had visited Sri Lanka for pleasure/vacation purposes had decreased while tourists who had come for VFR purposes had increased. The reason could be the expatriates as 75% of arrivals from Canada and 70% of arrivals from Australia were for the purpose of visiting friends and relatives. Only 5% of tourists had visited for business related purposes. 1% had visited for health related purposes, while 0.1% had visited for purposes such as sports and education.

Chart 4. Tourist arrivals by purpose of visit, May 2022





## International tourist arrivals by country of residence

	May 2022			Tourist Arrivals May 2021	% Change May (22/21)	Total Tourist Arrivals up to May 2022	Total Tourist Arrivals up to May 2021	% Change up to May (20/21)
	Tourist Arrivals							
	By Air	By Sea	Total					
<b>AMERICAS</b>	<b>3,541</b>	<b>-</b>	<b>3,541</b>	<b>228</b>	<b>-</b>	<b>21,996</b>	<b>1,146</b>	<b>-</b>
<b>North America</b>	<b>3,399</b>	<b>-</b>	<b>3,399</b>	<b>222</b>	<b>-</b>	<b>20,897</b>	<b>1,095</b>	<b>-</b>
Canada	2,013	-	2,013	69	-	10,709	421	-
Mexico	18	-	18	0	-	150	6	-
United States	1,368	-	1,368	153	-	10,038	668	-
						0		
<b>Carribbean &amp; Central America</b>	<b>13</b>	<b>-</b>	<b>13</b>	<b>0</b>	<b>-</b>	<b>161</b>	<b>14</b>	
Costa Rica	1	-	1	0	-	28	0	-
Jamaica	0	-	0	0	-	8	1	-
Others	12	-	12	0	-	125	13	-
						0		
<b>South America</b>	<b>129</b>	<b>-</b>	<b>129</b>	<b>6</b>	<b>-</b>	<b>938</b>	<b>37</b>	<b>-</b>
Argentina	14	-	14	1	-	133	6	-
Brazil	42	-	42	2	-	361	14	-
Chile	16	-	16	0	-	101	1	-
Colombia	37	-	37	0	-	186	12	-
Others	20	-	20	0	-	157	4	-
						0		
<b>AFRICA</b>	<b>318</b>	<b>-</b>	<b>318</b>	<b>10</b>	<b>-</b>	<b>2,523</b>	<b>101</b>	<b>-</b>
<b>North Africa</b>	<b>160</b>	<b>-</b>	<b>160</b>	<b>0</b>	<b>-</b>	<b>1089</b>	<b>6</b>	<b>-</b>
Morocco	44	-	44	0	-	247	3	-
Sudan	63	-	63	0	-	532	2	-
Others	53	-	53	0	-	310	1	-
						0		
<b>Sub-Saharan Africa</b>	<b>158</b>	<b>-</b>	<b>158</b>	<b>10</b>	<b>-</b>	<b>1434</b>	<b>95</b>	<b>-</b>
Kenya	12	-	12	0	-	112	2	-
Mauritius	7	-	7	0	-	49	3	-
Nigeria	0	-	0	0	-	16	2	-
South Africa	64	-	64	9	-	845	64	-
Others	75	-	75	1	-	412	24	-



	May 2022			Tourist Arrivals May 2021	% Change May (22/21)	Total Tourist Arrivals up to May 2022	Total Tourist Arrivals up to May 2021	% Change up to May (20/21)
	Tourist Arrivals							
	By Air	By Sea	Total					
<b>ASIA &amp; PACIFIC</b>	<b>10,069</b>	<b>-</b>	<b>10,069</b>	<b>469</b>	<b>-</b>	<b>98,040</b>	<b>2,979</b>	<b>-</b>
<b>North East Asia</b>	<b>475</b>	<b>-</b>	<b>475</b>	<b>246</b>	<b>-</b>	<b>2,971</b>	<b>1,151</b>	<b>-</b>
China	242	-	242	237	-	1353	1,079	-
Japan	158	-	158	8	-	847	49	-
South Korea	63	-	63	1	-	635	15	-
Taiwan	11	-	11	0	-	98	8	-
Others	1	-	1	0	-	38	0	-
<b>South East Asia</b>	<b>735</b>	<b>-</b>	<b>735</b>	<b>50</b>	<b>-</b>	<b>4,774</b>	<b>178</b>	<b>-</b>
Cambodia	6	-	6	0	-	55	1	-
Indonesia	72	-	72	1	-	396	18	-
Malaysia	153	-	153	2	-	1020	17	-
Myanmar	16	-	16	2	-	116	13	-
Philippines	160	-	160	26	-	928	83	-
Singapore	209	-	209	11	-	1,499	20	-
Thailand	84	-	84	3	-	521	14	-
Vietnam	34	-	34	5	-	220	12	-
Others	1	-	1	0	-	19	0	-
<b>Oceania</b>	<b>1,842</b>	<b>-</b>	<b>1,842</b>	<b>39</b>	<b>-</b>	<b>13,048</b>	<b>184</b>	<b>-</b>
Australia	1,660	-	1,660	34	-	12,029	150	-
New Zealand	181	-	181	5	-	999	34	-
Others	1	-	1	0	-	20	0	-
<b>South Asia</b>	<b>7,017</b>	<b>-</b>	<b>7,017</b>	<b>134</b>	<b>-</b>	<b>77,247</b>	<b>1,466</b>	<b>-</b>
Afghanistan	1	-	1	1	-	19	3	-
Bangladesh	249	-	249	6	-	1,416	20	-
Bhutan	1	-	1	1	-	50	2	-
India	5,562	-	5,562	39	-	61,951	1,114	-
Iran	102	-	102	3	-	3,127	72	-
Maldives	849	-	849	73	-	7,259	191	-
Nepal	39	-	39	2	-	516	7	-
Pakistan	214	-	214	9	-	2,909	57	-
<b>EUROPE</b>	<b>14,745</b>	<b>-</b>	<b>14,745</b>	<b>726</b>	<b>-</b>	<b>245,564</b>	<b>10,791</b>	<b>-</b>
<b>Northern Europe</b>	<b>4,554</b>	<b>-</b>	<b>4,554</b>	<b>176</b>	<b>-</b>	<b>59,912</b>	<b>1,122</b>	<b>-</b>
Denmark	295	-	295	5	-	5,019	47	-
Finland	45	-	45	5	-	964	24	-
Norway	192	-	192	2	-	2,663	54	-
Sweden	104	-	104	7	-	2,794	57	-
United Kingdom	3,723	-	3,723	149	-	46,254	881	-
Others	195	-	195	8	-	2,218	59	-



	May 2022			Tourist Arrivals May 2021	% Change May (22/21)	Total Tourist Arrivals up to May 2022	Total Tourist Arrivals up to May 2021	% Change up to May (20/21)
	Tourist Arrivals							
	By Air	By Sea	Total					
<b>Western Europe</b>	<b>4,747</b>	<b>-</b>	<b>4,747</b>	<b>315</b>	<b>-</b>	<b>69,725</b>	<b>2,147</b>	<b>-</b>
Austria	189	-	189	9	-	3,493	103	-
Belgium	212	-	212	1	-	2,934	39	-
France	1,076	-	1,076	27	-	20,167	227	-
Germany	2,208	-	2,208	222	-	30,976	1,371	-
Netherlands	483	-	483	11	-	5,853	137	-
Switzerland	570	-	570	45	-	6,141	258	-
Others	9	-	9	0	-	161	12	-
<b>Central/ Eastern Europe</b>	<b>4,062</b>	<b>-</b>	<b>4,062</b>	<b>159</b>	<b>-</b>	<b>99,895</b>	<b>7,122</b>	<b>-</b>
Belarus	68	-	68	0	-	2,271	81	-
Czech Republic	83	-	83	5	-	5,800	126	-
Estonia	12	-	12	0	-	756	33	-
Hungary	33	-	33	0	-	1,685	19	-
Kazakhstan	28	-	28	2	-	7,610	3,188	-
Lithuania	50	-	50	1	-	1,569	19	-
Poland	203	-	203	9	-	12,409	91	-
Romania	50	-	50	2	-	2,346	40	-
Russia	3,202	-	3,202	94	-	44,793	603	-
Slovakia	66	-	66	8	-	1,693	87	-
Ukraine	84	-	84	18	-	13,705	2,657	-
Others	183	-	183	20	-	5,258	178	-
<b>Southern/ Mediterranea Europe</b>	<b>1,382</b>	<b>-</b>	<b>1,382</b>	<b>76</b>	<b>-</b>	<b>16,032</b>	<b>400</b>	<b>-</b>
Greece	25	-	25	2	-	500	10	-
Italy	329	-	329	29	-	2,699	131	-
Portugal	64	-	64	1	-	1,063	17	-
Spain	692	-	692	20	-	4,592	104	-
Turkey	66	-	66	9	-	872	39	-
Israel	150	-	150	8	-	4,679	56	-
Others	56	-	56	7	-	1,627	43	-
<b>MIDDLE EAST</b>	<b>1,534</b>	<b>-</b>	<b>1,534</b>	<b>64</b>	<b>-</b>	<b>10,398</b>	<b>277</b>	<b>-</b>
Bahrain	51	-	51	13	-	261	23	-
Egypt	211	-	211	3	-	1,496	23	-
Iraq	120	-	120	3	-	670	7	-
Jordan	207	-	207	12	-	1,159	64	-
Kuwait	118	-	118	0	-	538	6	-
Lebanon	123	-	123	16	-	868	115	-
Oman	47	-	47	0	-	386	1	-
Qatar	55	-	55	0	-	134	3	-
Saudi Arabia	365	-	365	7	-	4,015	9	-
United Arab Emirates	191	-	191	6	-	599	17	-
Others	46	-	46	4	-	272	9	-
<b>TOTAL</b>	<b>30,207</b>	<b>-</b>	<b>30,207</b>	<b>1,497</b>	<b>-</b>	<b>378,521</b>	<b>15,294</b>	<b>-</b>





## Main last departure airports and airlines to Sri Lanka May 2022

An analysis of the last departure airports to Sri Lanka reveals the vital importance of air connectivity in the tourism industry. As depicted in the below Chart 5, for around 46% of tourists the last airports had been Doha, Moscow and Chennai. Further, in terms of airlines, Sri Lankan Airlines, Qatar Airways and Emirates were the top airlines, handling 67% of tourists to Sri Lanka.

Chart 5. Main last departure airports to Sri Lanka, May 2022

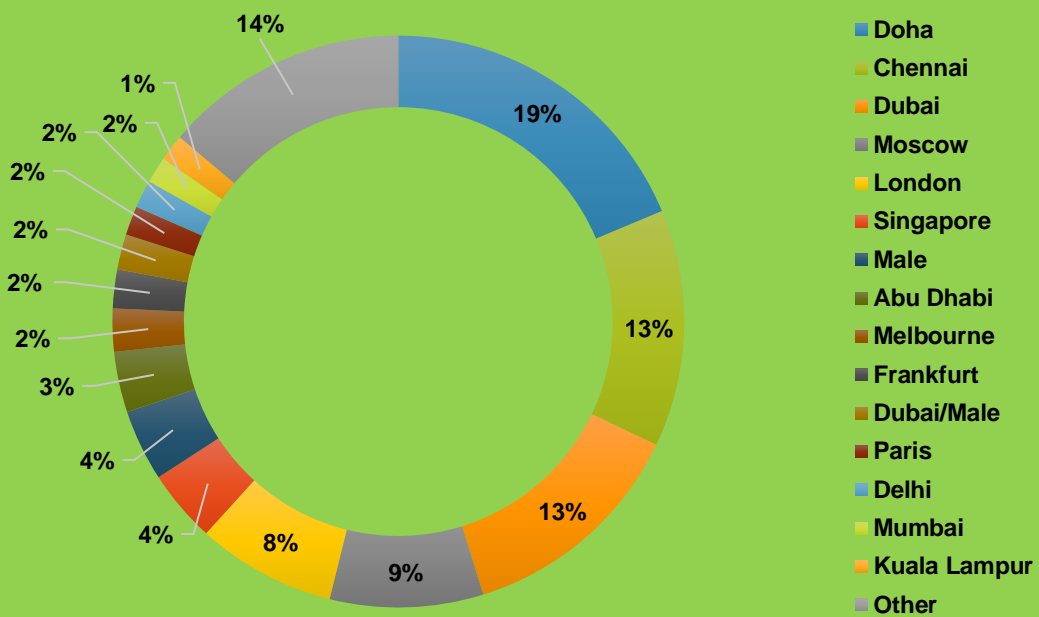
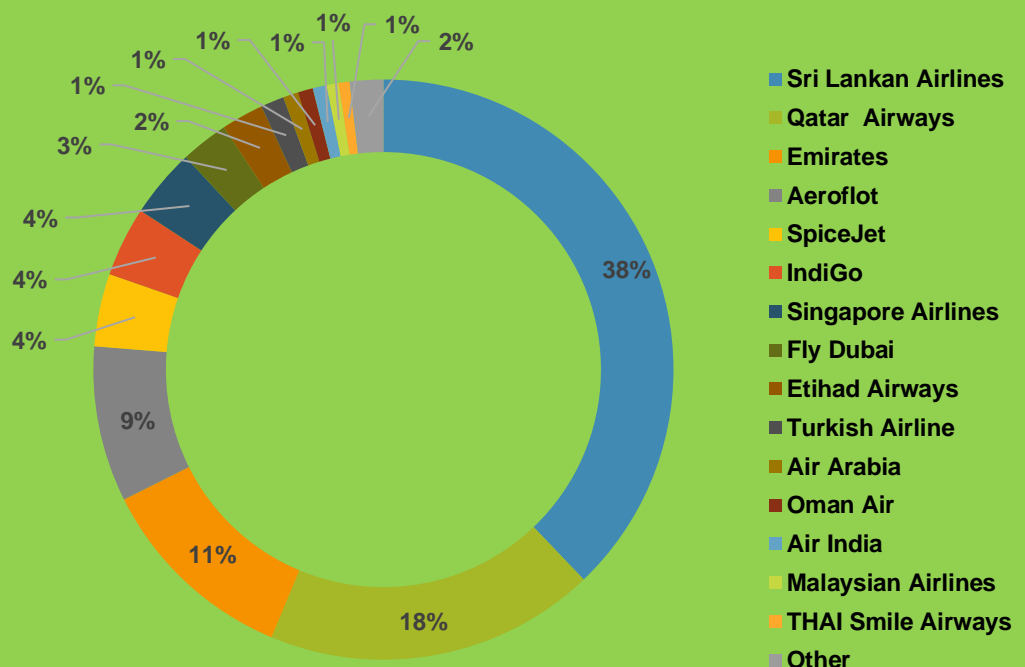


Chart 6. Main airlines to Sri Lanka, May 2022





## Top ten markets versus main last departure airports and main airlines to Sri Lanka May 2022

The below tables depict the main last departure airports and airlines analyzed by top markets to Sri Lanka. Sri Lankan Airlines and Spice Jet are the most popular airlines for Indians. It is noteworthy that 80% of tourists from the Russian Federation had used Aeroflot highlighting the importance of destination accessibility in driving visitation. For majority of travellers from Germany and France, Qatar Airways is the most preferable airline and Doha is the main last departure airport.

Table 4. Top ten markets vs. main last departure airports to Sri Lanka, May 2022

Country	Doha	Chennai	Dubai	Moscow	London	Singapore	Male	Abu Dhabi	Melbourne	Frankfurt	Dubai/Male	Paris	Delhi	Mumbai	Kuala Lumpur	Bangkok	London Heathrow	Istanbul/Male	Muscat	Other	Total
India	51	3,742	121	0	5	24	20	17	12	1	8	2	307	354	20	23	0	1	12	842	5,562
United Kingdom	737	46	483	0	1,677	45	63	118	13	1	79	3	15	9	31	37	219	15	14	118	3,723
Russian Federation	119	9	22	2,560	1	3	20	113	0	1	19	2	13	1	21	13	1	12	1	71	3,002
Germany	685	20	327	2	66	13	18	172	8	151	48	39	11	15	24	28	12	49	63	99	1,850
Canada	835	74	287	0	280	27	8	98	7	65	10	197	7	4	10	4	39	0	3	58	2,013
Australia	15	14	52	0	12	574	28	9	652	4	3	1	10	5	32	12	4	0	0	233	1,660
United States	476	23	273	2	104	93	38	52	2	26	70	37	17	11	14	18	30	19	9	54	1,368
France	421	25	159	0	51	13	8	35	0	5	17	198	6	3	14	7	10	14	50	40	1,076
Maldives	9	0	61	0	0	8	548	0	0	0	146	0	6	1	9	15	0	0	0	46	849
Spain	435	4	94	3	15	3	10	36	0	0	7	2	4	0	1	2	2	30	4	40	692

Table 5. Top ten markets vs. main airlines to Sri Lanka, May 2022

Country	Sri Lankan Airlines	Qatar Airways	Emirates	Aeroflot	Spice Jet	IndiGo	Singapore Airlines	Fly Dubai	Ethihad Airways	Turkish Airline	Air Arabia	Oman Air	Air India	Malaysia Airlines	THAI Smile Airways	Gulf Air	Air Asia Airline	Vistara	LOT Polish	Edelweiss Air	Other Airlines	Total
India	50.8	0.8	1.4	0	21.7	19.2	0.3	0.4	0.1	0	0.1	0.1	3.6	0.1	0.2	0.1	0	0.9	0	0	0.2	5,562
United Kingdom	57.5	19.7	13	0	0.2	0.3	1	1.7	2.9	0.4	0.2	0.3	0	0.2	0.6	1	0.3	0	0.2	0.1	0.2	3,723
Russian Federation	3.8	3.6	2.6	80	0.1	0.2	0.1	4.7	2	0.4	1.6	0	0.1	0.2	0.2	0	0.4	0	0	0	0	3,202
Germany	37.5	30.9	14.2	0.1	0	0.2	0.5	1.5	4.9	2.8	0.1	2.8	0.3	0.4	0.8	1.9	0.4	0	0.1	0.3	0.1	2,208
Canada	41.6	40.8	9.3	0	0.1	1.1	0.9	0.5	3.7	0	0.1	0.1	0	0.4	0	0.4	0	0	0.1	0.7	0.1	2,013
Australia	61	0.9	2.2	0	0.1	0.1	32.8	0.7	0.4	0	0	0	0.1	1.3	0.3	0.1	0.1	0	0	0	0.1	1,660
United States	27.3	32.8	24	0.1	0	0.8	6.3	1	3.1	1.4	0.2	0.7	0.1	0.2	0.8	0.2	0.7	0.1	0.1	0	0.1	1,368
France	30.6	39.1	13.8	0	0.3	0.5	0.9	2	1.8	2.1	0	4.6	0.7	0.3	0.4	1.3	1	0.1	0.1	0.1	0.4	1,076
Maldives	74.1	1.1	24.3	0	0	0	0.2	0.1	0	0	0	0	0	0	0.2	0	0	0	0	0	0	849
Spain	10.1	62.7	11.4	0.4	0.1	0	0.4	2.2	3.6	7.9	0	0.6	0.1	0.1	0	0.1	0	0	0	0	0	692



[www.sltda.gov.lk](http://www.sltda.gov.lk)

---

Research & International Relations Division

011 2426800 Ext. 151/155

[research@srilanka.travel](mailto:research@srilanka.travel)