



# **Towards Sustainable**

## **Tourism Facilities**

*Blend with nature*







This brochure provides you simple tips for transforming or establishing your tourism facility as an eco-friendly destination that draws tourists and ensures its long-term stability.

You have the power to make your tourism facility sustainable by embracing practices that reduce your carbon footprint, contribute to a better future, and enhance your tourism business.


By implementing changes in your facility, such as adopting renewable energy sources, minimizing waste, conserving water, utilizing sustainable materials, and repurposing furniture, you can position yourself as a pioneer in sustainable tourism.



Making your tourism business sustainable has many benefits beyond just helping the environment. It can save you money, attract guests, and make your business more stable in the long run. This brochure offers simple advice for small businesses in the tourism industry in Sri Lanka on how to create sustainable tourism facilities.

**YOU** can use this guide for ideas and make a plan that works for your facility. Sustainable development means meeting today's needs without harming ability of future generations to meet their own needs.

Thinking and living sustainably helps create a world where everyone can live together happily and fairly, now and in the future.



## **WHY CHOOSE SUSTAINABLE BUILDING PRACTICES?**

Sustainable building practices offer several benefits:

- Reduce energy bills
- Improve indoor air quality
- Increase comfort
- Attract visitors
- Enhance property value

## **10 PRACTICAL TIPS FOR SUSTAINABILITY:**

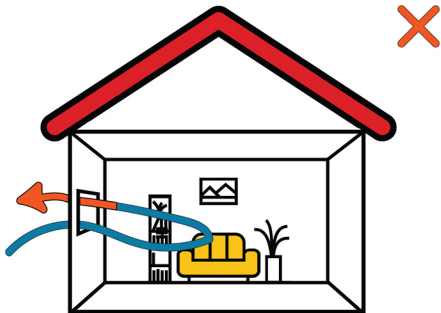
1. Natural ventilation
2. Sunlight protection
3. Energy-efficient air conditioning
4. Solar panels
5. Trees and plants
6. Light colors and reflective materials for your building facade
7. Rainwater collection
8. Sustainable and recycled building materials
9. Traditional craftsmanship
10. Upcycled furniture & other materials

## VENTILATION

Natural ventilation is a key element of sustainable building design in tropical climates. The design should maximize natural ventilation by using features such as cross-ventilation, operable windows, and high ceilings. If you have to use AC, make sure to buy energyefficient units and keep them at 24°C.

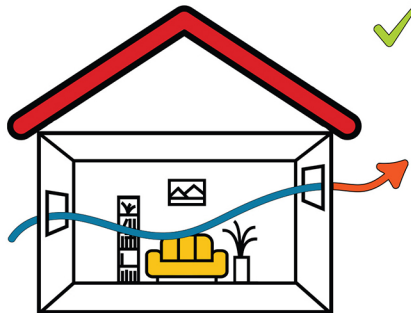
### SINGLE SIDED VENTILATION

Single-sided ventilation is less effective in hot and humid climates. Consider cross or stack ventilation for better results.



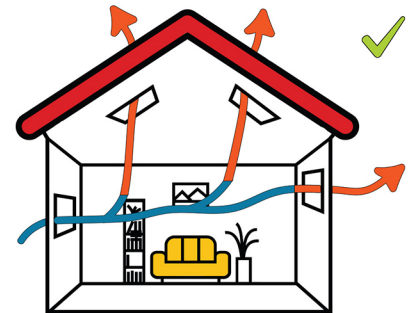
## CROSS VENTILATION

Cross ventilation allows outdoor air to flow through a room or building by creating openings on opposite sides, such as windows or doors. This natural airflow helps reduce heat and humidity, providing a more pleasant environment.





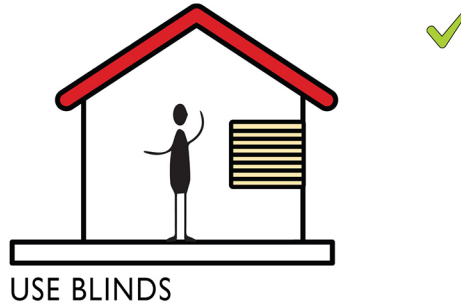
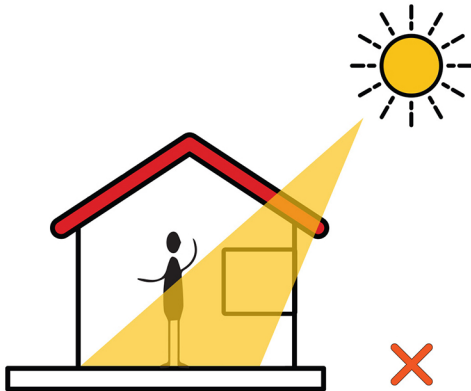
## CROSS VENTILATION, HIGH CEILING AND STACK VENTILATION

Stack ventilation is a way to make air move by using the differences in air pressure, temperature, and density inside and outside a building. It's like a chimney effect that helps air flow naturally.



## SUNLIGHT PROTECTION

Shading devices such as planting trees, overhangs, trellises, and sun-screens help to reduce solar heat gain and provide shade for outdoor spaces. This can help to lower indoor temperatures and reduce the need for air conditioning. Low-E glass is a great way to block heat from coming into the building while still letting natural light in.

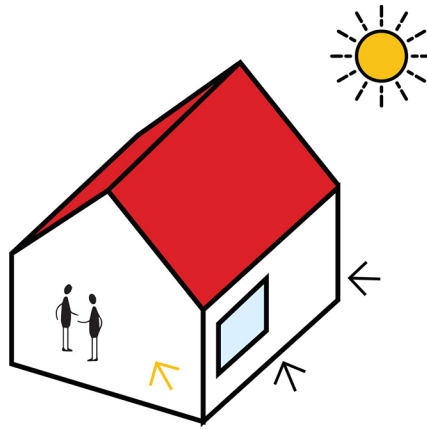


## COLOR EFFECT


The color and surface materials utilized on a building's exterior can carry considerable consequences for energy usage, thermal comfort, and the overall performance of the structure. For instance, the color of a building can determine the extent to which it absorbs heat from the sun, for example:

**Black** color absorbs approx. 90% of the heat,  
**Blue** color absorbs approx. 40% of the heat.  
**Yellow** color absorbs approx. 30% of the heat, and  
**White** color absorbs only approx. 20% of the heat.


Therefore, in Sri Lanka, using light colors and shiny materials on the outside of buildings helps to reflect the sun's rays and keep the inside cooler.



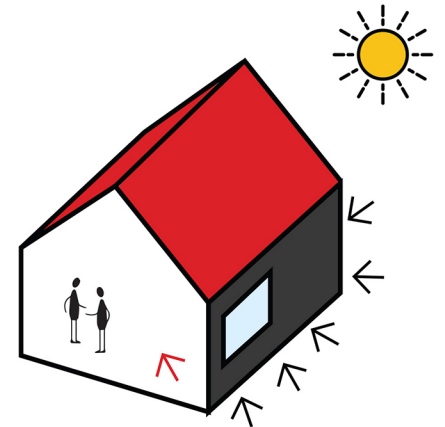
WHITE FACADE 20% absorption



YELLOW FACADE 30% absorption



BLUE FACADE 40% absorption



BLACK FACADE 90% absorption

## IMPORTANCE OF GREEN

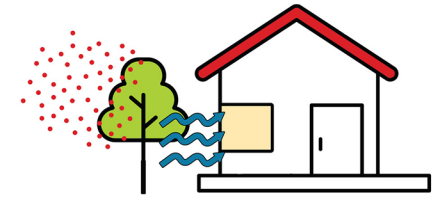
Green areas and trees near your building will provide shade, reduce solar radiation, and release moisture, leading to a cooling effect. Proper positioning of trees also helps lower temperatures and promotes good air circulation.

Trees in a courtyard will increase the interaction with nature and improve the ventilation.

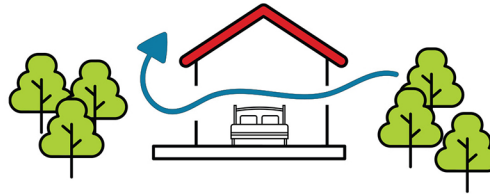
Green roofs and walls improve thermal performance and provide shade. They cool your facility and also help the environment by reducing stormwater runoff and supporting biodiversity. Earthcovered constructions offer excellent insulation, just make sure proper waterproofing and drainage.



TREES WILL ABSORB NOISE



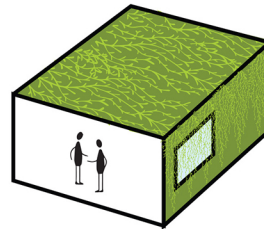
TREES WILL IMPROVE AIR QUALITY




TREES INCREASE THE INTERACTION WITH NATURE AND IMPROVE THE VENTILATION



TREES BLOCK STRONG WINDS



GREEN ROOFS AND WALLS IMPROVE THERMAL PERFORMANCE AND PROVIDE SHADE



TREES PROTECT BUILDINGS FROM HIGH TEMPERATURES


## USE RAINWATER

Rainwater harvesting allows you to collect and use rainwater for things like watering plants, cleaning, and flushing toilets. This helps to lower your water bill because you won't need to use as much treated water, and you won't need to pump or treat as much water. It also helps to prevent too much rainwater from overflowing and flooding your area.



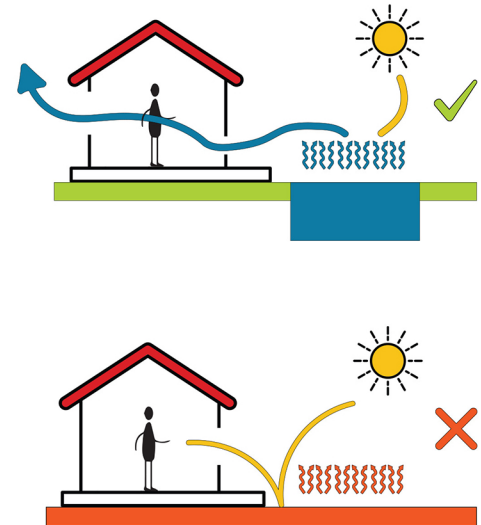
## USE THE SUN

Installing solar panels is an investment that helps you save money over time by reducing or eliminating monthly electricity bills. Generating your own solar energy makes you less dependent on utility companies and more in control of your energy supply. And the best part is it's good for the environment and reduces pollution and reliance on fossil fuels, creating a more sustainable future.



## USE WATER FEATURES


Swimming pools and other water features can cool your facility through a process called evaporative cooling. As water evaporates from the surface of the pool, it absorbs heat from its surroundings. This evaporation process helps to reduce the temperature in the immediate area, providing a cooling effect for the nearby buildings.





## USE TRADITIONAL BUILDING KNOWLEDGE

The traditional rural home, made of clay earth walls and thatched roof, is both eco-friendly and ideally suited to the local climate. Sustainable building materials that are suitable for tropical climates include thatch, clay tiles, stone, recycled wood. These materials are durable, renewable, and have a low environmental impact.




## USE LOCAL MATERIALS

Handwoven rugs, cushions, bed coverings and other items designed and crafted locally not only add a touch of elegance to your space but also allow you to contribute to your community and preserve cultural traditions, showcasing Sri Lanka's rich heritage for your guests.



## RE-USE FURNITURE AND FABRICS

Refurbishing and reusing old furniture, old saris, or other items contribute to waste reduction, resource conservation, carbon footprint reduction, preservation of tradition, and the promotion of a local economy.









If not YOU, then WHO? act today 🖐️ think sustainably 🌱  
#planetearth#futuregenerations#betheinspiration 🌍



USAID Indo-Pacific Opportunity Project (IPOP)  
International Development Group LLC

56/6A Horton Place  
Colombo 7, Sri Lanka  
Tel: 94-112697052



**USAID**  
FROM THE AMERICAN PEOPLE

